



OXBO International Corporation
Byron Equipment Co. Pixall LLC

Pixall Super Jack Harvester



Repair Parts Manual

For the Pixall Super Jack Harvester
with serial numbers PSJ-819069 &
higher and 145750-400001 & higher.

LIMITED WARRANTY

OXBO International Corporation warrants its new machines to be free from defects in material and workmanship, under normal use and service, for a period of one (1) year from the date of delivery to the original purchaser, or five hundred (500) hours of operation whichever occurs first.

Upon satisfactory claim, we will, within a reasonable time, at our option replace or repair defective parts free of charge. Charges for transportation, customs duties or taxes where applicable, installation, correcting defects or making additions will not be allowed, nor will we accept products returned for credit unless the return or correction is authorized by us in writing.

Warranty claims will not be honored if in the Company's opinion such claim was caused by improper use or adjustment of the machine.

THE REMEDY FOR ANY BREACH OF WARRANTY AND THE ONLY REMEDY FOR THE COMPANY'S LIABILITY OF ANY KIND, INCLUDING LIABILITY FOR NEGLIGENCE, WITH RESPECT TO ANY MACHINE, SHALL BE LIMITED TO THE REPAIR OR REPLACEMENT OF ANY DEFECTIVE PARTS AS STATED ABOVE, AND SHALL IN NO EVENT INCLUDE ANY INCIDENTAL OR CONSEQUENTIAL DAMAGES.

THIS WARRANTY IS IN LIEU OF ANY OTHER WARRANTY, EITHER EXPRESSED OR IMPLIED.

MANUFACTURING SITES:

OXBO International Corporation
7275 Batavia-Byron Road
Byron, NY 14422-0100

Phone: (585) 548-2665
Fax: (585) 548-2599

OXBO International Corporation
100 Bean Street
Clear Lake, WI 54005-0017

Phone: (715) 263-2112
Fax: (715) 263-2102

SERVICE LOCATIONS:

OXBO International Corporation
700 West Laraway Road
Frankfort, IL 60423

Phone: (815) 469-0350
Fax: (815) 469-1418

OXBO International Corporation
10605 W 750 N
Shipshewana, IN 46565

Phone: (260) 768-3217
Fax: (260) 768-3219

OXBO International Corporation.
23645 Diagonal Road
Grundy Center, IA 50638

Phone: (319) 824-5241
Fax: (319) 824-5242

OXBO International Corporation
310 Tippet Lane
Pasco, WA 99301

Phone: (509) 544-0362
Fax: (509) 544-0473

Visit our website! <http://www.oxbocorp.com>

OXBO Pixall Super Jack Harvester

Service Parts List

Publication No. 91070

First Edition

November 2002

All information in this manual is based upon the latest product information available at the time of publication and is subject to change without notice. Each manual is reviewed periodically and revised to include changes in later editions.

Copyright © 2002 OXBO International Corporation. All rights reserved. OXBO and Pixall are registered trademarks of OXBO International Corporation. Reproduction of any part of this manual by mechanical, electronic, or other means is prohibited without prior written permission from the manufacturer.

SECTIONS

- A** GENERAL INFORMATION & TABLE OF CONTENTS
- B** FRAME, & RELATED COMPONENTS
- C** CAB & ELECTRIC
- D** ENGINE, & RELATED COMPONENTS
- E** AXLE, DRIVELINE, WHEELS & BRAKES
- F** HYDRAULICS
- G** NUMERICAL PARTS INDEX

TABLE OF CONTENTS

A GENERAL INFORMATION
 TABLE OF CONTENTS 2
 ORDERING REPAIR PARTS 3
 ALPHABETICAL PARTS INDEX 4

B FRAME & RELATED COMPONENTS
 BEARINGS, CONVEYOR BELTS, CHAINS & SPROCKETS B2
 FRONT CLIP B4
 CENTER SECTION B6
 REAR CLIP B8
 INTAKE B12
 FAN DRIVE (Single Motor Option) B16
 FAN DRIVE (Independent Fan Speed Option) B18
 FAN FRAME B20
 ELEVATOR B24
 ELEVATOR PULL CABLE B28
 DUMP BOX B30
 PLATFORM ASSEMBLY B32
 OPTIONAL DUMP CONVEYOR B34
 CORN BELT OPTION (Middle Conveyor and Elevator B36
 STALK EJECTORS B38

C CAB & ELECTRIC
 GEAR SHIFT CONTROL C2
 LOWER STEERING COLUMN C4
 UPPER STEERING COLUMN C8
 CAB GLASS & DOOR C10
 CAB FLOOR & MATS C12
 CAB ATTACHMENTS C14
 SWITCHES & GAUGES C16
 FAN BOX C18
 ENGINE BOX C20
 CAB HARNESS C22
 MAIN HARNESS C24
 FAN HARNESS C26
 ENGINE HARNESS C28
 BATTERY LOCKOUT C30

D ENGINE & RELATED COMPONENTS
 ENGINE ATTACHMENTS (8.1 liter Engine) D2
 ENGINE ATTACHMENTS AND RADIATOR FRAME (7.6 & 8.1 liter Engines) D4
 FUEL FILTER & PUMP D8
 FUEL TANK D10
 PUMP DRIVE D12
 AIR CONDITIONER D14
 HEATER GROUP D16

E AXLES, DRIVELINE, WHEELS & BRAKES
 AXLES & TRANSMISSION E2
 PRIMARY BRAKES E6
 BRAKE MASTER CYLINDER E8
 PARKING BRAKE E10

F HYDRAULICS
 HYDRAULIC TANK GROUP F2
 HYDRAULIC TANK RETURN LINES F4
 FAN DRIVE HYDRAULICS (Single Moter Option) F6
 FAN DRIVE HYDRAULIC (Independent Fan Speed Option) F8
 GROUND DRIVE (1996 - 2000) F10
 GROUND DRIVE (2001 - 2002) F12
 HEADER DRIVE F14
 SHIFT VALVE (2001 - 2002) F18
 BRAKE VALVE (2001 - 2002) F20
 MASTER CYLINDER (2001 - 2002) F22
 STEERING/AUXILIARY PUMPS F24
 STACK VALVE F26
 CONVEYOR/ELEVATOR DRIVE F28
 DUMP BOX CYLINDERS F30
 HEADER CONTROL F32
 HEADER CONTROL VALVE F34
 STEERING CONTROL F36
 STEERING CYLINDERS F38
 DUMP BOX CONVEYOR HYDRAULICS & GREASE LINES F40

G NUMERICAL PARTS INDEX

ORDERING REPAIR PARTS

The OXBO Pixall Super Jack Harvester is designed and built with top quality agricultural grade components. We recommend that repair/replacement parts be obtained from one of the OXBO International Corporation dealer locations shown below. Parts ordered within the United States will be shipped via United Parcel Service (UPS) if less than 150 lbs. and by common carrier if heavier. Faster service can be provided on request. Arrangements for Canadian, Mexican and overseas shipment will be made with the customer at the time of order.

If you have a part and/or part number and want to know where it is used on your machine refer to the Numerical Parts Index in the back of this manual. Find the page where that part is used, then look for the part number on that page. Often a part will be used in more than one location on your machine and since most OXBO International parts manuals have the Numerical Parts Index, you can determine parts interchangeability between your OXBO International units and avoid overstocking many common parts.

Right or left hand parts are determined by standing in back of the machine facing in the direction of travel. The abbreviation on "A.R." in the "USED" column means "AS REQUIRED" - the item is used to service a major assembled component or it is used in numbers which may vary between individual machines usually to obtain a particular adjustment or dimension at assembly. When, in the course of routine repair disassembly a number of shims, flat-washers, etc. are removed, always reassemble the same quantity.

MANUFACTURING SITES:

OXBO International Corporation
7275 Batavia-Byron Road
Byron, NY 14422-0100

Phone: (585) 548-2665
Fax: (585) 548-2599

OXBO International Corporation
100 Bean Street
Clear Lake, WI 54005-0017

Phone: (715) 263-2112
Fax: (715) 263-2102

SERVICE LOCATIONS:

OXBO International Corporation
700 West Laraway Road
Frankfort, IL 60423

Phone: (815) 469-0350
Fax: (815) 469-1418

OXBO International Corporation
10605 W 750 N
Shipshewana, IN 46565

Phone: (260) 768-3217
Fax: (260) 768-3219

OXBO International Corporation.
23645 Diagonal Road
Grundy Center, IA 50638

Phone: (319) 824-5241
Fax: (319) 824-5242

OXBO International Corporation
310 Tippet Lane
Pasco, WA 99301

Phone: (509) 544-0362
Fax: (509) 544-0473

ALPHABETICAL PARTS INDEX

A

Air cleaner assembly D-3, D-5

Alternator C-31

Axle assembly E-3

B

Battery C-31

Belt, elevator (bean option) B-27

Belt, elevator (corn option) B-27

Belt, intake conveyor/middle conveyor/elevator B-3

Boot C-3

Brake parts E-7

Brake parts, parking E-11

Brake pedals E-7

Bumper B-31

C

Cab skirt C-15

Center section B-7

Cigarette lighter C-17

Circuit breakers C-19, C-21

Condenser unit assembly D-15

Corn stop B-37

Cover assembly, belt B-21

Cover, stalk ejector B-33

Cylinder, header F-33

Cylinder, master kit E-9

Cylinder, steering F-39

D

Decals B-31, C-3, C17

Drive shaft assembly E-3

E

Electrical box C-19

Elevator cable pulley assembly B-29

Elevator chain B-29

Elevator drive shield F-29

Elevator frame B-25

Elevator motor mount F-29

F

Fan shaft, front B-17, B-19

Fan shaft, rear B-17, B-19

Fan, motor D-15

Filter, air D-3

Filter, suction F-3

Float block assembly F-25

Frame, front B-5

Frame, rear B-9

Fuel filter D-9

Fuel pump D-9

Fuel sender C-25

Fuel tank D-11

G

Gauge, pressure F-33

H

Harness, cab function C-23

Harness, engine box C-21

Harness, steering column to fan box C-23

Hat channel B-35

Hydraulic tank F-3

I

Intake conveyor B-13

L

Lights C-23

M

Manifold F-13

Manifold assembly, header float, cable F-37

Manifold assembly, header float, electrical F-35, F-37

Motor, dump box conveyor F-41

Motor, hydraulic F-7, F-9, F-11

Motor, pressure comp piston E-3, F-13, F-19

Muffler D-3, D-5

O

Oil cooler D-5

P

Pin assembly, lower B-7

Pin assembly, upper B-7

Pump, drive (single and independent fan speed) D-13

Pump, pressure compensated F-25

Pump, steering/auxillary assembly F-25

R

Radiator D-3, D-5

Relays C-19, C-21, D-15

Rotor, fan B-21

S

Sender, engine tach C-29

Sender, oil pressure C-29

Sender, water temperature C-29

Staircase B-33

Starter C-31

Steering wheel C-9

Switch cluster, ground drive lever C-17

Switch, auto header C-17

Switch, conveyor C-17

Switch, discharge hoods C-17

Switch, dual fan C-17

Switch, dump box C-17

Switch, dump conveyor C-17

Switch, engine C-17

Switch, fan speed C-17

Switch, header speed C-17

Switch, hot engine warning C-29

Switch, hydraulic oil level C-29

Switch, neutral start C-29

Switch, pressure/A/C D-15

Switch, stalk ejector C-17

Switch, toggle header C-17

Switch, toggle, cleaning fans C-17

T

Tachometer B-27

Transmission F-19

V

Valve assembly kit E-9

Valve, brake control, Carlisle F-23

Valve, float block F-21

Valve, mount assembly service brake F-23

Valve, park brake F-21

Valve, solenoid fan C-29

Valve, transmission shift F-19

W

Whindshield C-11

Windshield wiper motor C-15

Wire harness, #6 C-19

Wire harness, auxillary light elevator C-27

Wire harness, box plug #2 C-19

Wire harness, engine C-29

Wire harness, fan box power C-19

Wire harness, fan box to function C-25

Wire harness, fan frame C-19, C-27

Wire harness, power C-25

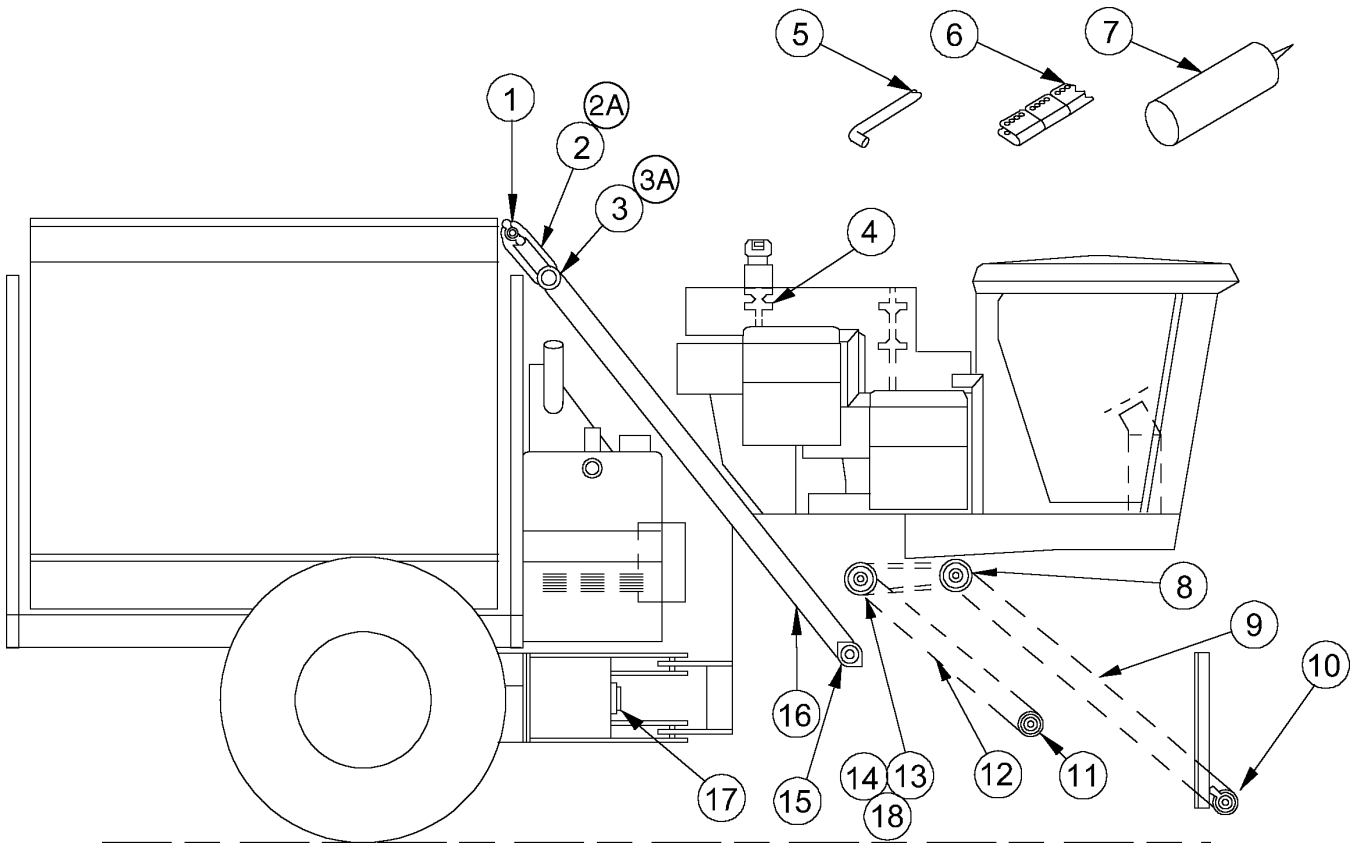
Wire harness, pump drive function C-29

Wire harness, tail light C-25

FRAME & RELATED COMPONENTS

BEARINGS, CONVEYOR BELTS, CHAINS & SPROCKETS

B



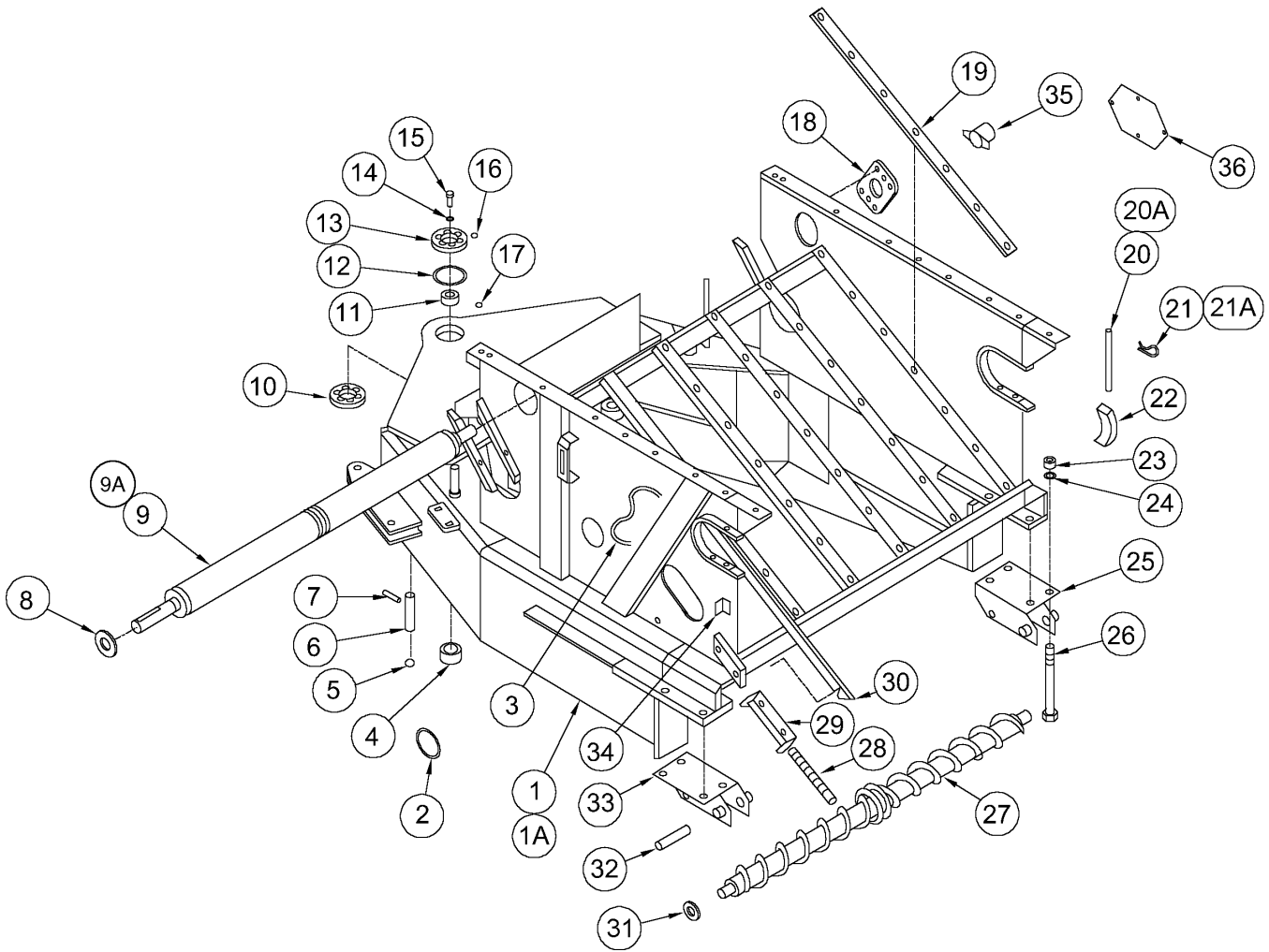
BEARINGS, CONVEYOR BELTS, CHAINS & SPROCKETS

KEY	P/N	DESCRIPTION	USED
1	1015-0143	Bearing, pillow block	2
	1019-0073	Sprocket, RC50 - 13T 1.25" bore (1996)	1
	1019-0369	Sprocket, RC60 - 15HT 1.25" bore (1998 - 2002)	1
2	1019-0525	Chain, drive - RC50 x 48 (1996)	1
2A	1019-0608	Chain, drive - RC60 x 40 (1998 - 2002)	1
3	1019-0088	Sprocket, RC50 - 13T 1.0" bore (1996)	1
3A	1019-0607	Sprocket, RC60 - 15T 1.0" bore (1998 - 2002)	1
4	1015-0100	Bearing, 1.50" - type E	4
5	1021-0199	Lacing wire, 54"	AR
6	1021-0200	Alligator lacing, 54"	AR
7	5500-0028	Silicone caulk w/instructions	AR
8	1015-0152	Bearing, 4-bolt 1.75" flange	2
-	6030-0249	Taperlock bushing 2012 - 1.75"	1
-	6030-0251	Sprocket, RC60 x 20T	1
9	-	Belt, intake conveyor	1
-	6030-0013	Belt laced, intake (beans)	-
-	1021-0254	Belt laced, intake (corn)	-
-	1021-0378	Belt bolted assy, intake (beans)	-
-	1021-0379	Belt bolted assy, intake (corn)	-
10	1015-0153	Bearing, 1.25" hanger type	2
-	1015-0155	Bearing Insert	AR
11	1015-0153	Hanger bearing	2
12	-	Belt, middle conveyor	1
-	6030-1096	Belt laced, middle (beans)	-
-	6030-1145	Belt laced, middle (beans)	-
-	1021-0380	Belt bolted assy, middle (beans)	-
-	1021-0381	Belt bolted assy, middle (corn)	-
-	1021-0384	Belt bolted assy, middle, long (beans)	-
13	1019-0550	Roller chain RC60 x 125	1
14	1015-0150	Bearing, 2-bolt 1.75" flange	2
	6030-0249	Taperlock bushing 2012 - 1.75"	1
	6030-0250	Sprocket, RC60 x 30T	1
15	1015-0138	Bearing, 2-bolt 1.25" flange	2
16	-	Belt, elevator	1
-	1021-0177	Belt laced, elev (beans)	-
-	1021-0220	Belt laced, elev (corn)	-
-	1021-0382	Belt bolted assy, elev (beans)	-
-	1021-0383	Belt bolted assy, elev (corn)	-
17	6001-0307	Bearing, 4-bolt 1.75" flange	1
18	1027-0010	Tightner UHMW bolt	1
19	5500-0002	Grease	AR
-	1021-0313	Backup strip, belt	-

B

FRONT CLIP

B



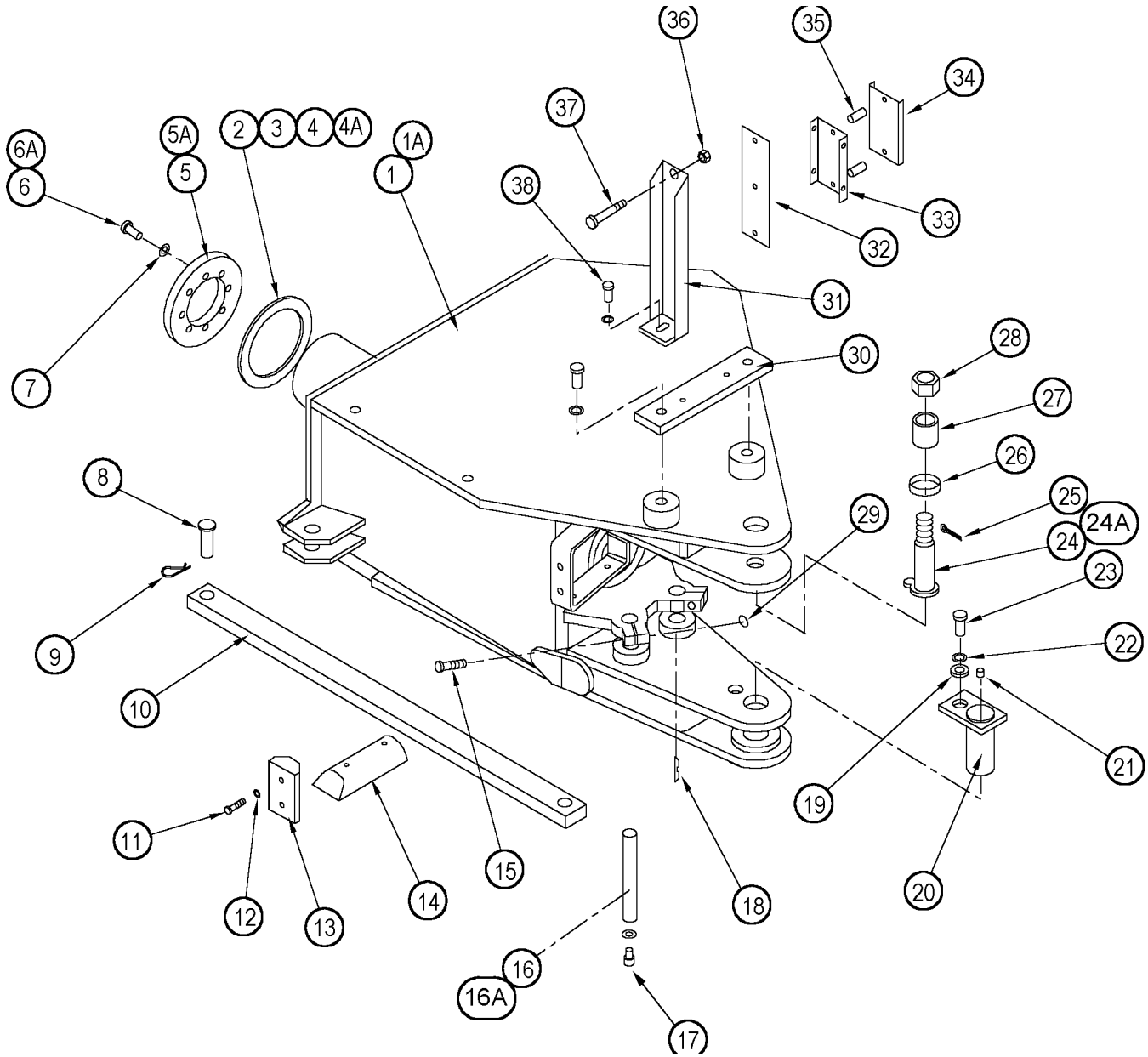
FRONT CLIP

KEY	P/N	DESCRIPTION	USED
1	6030-0014	Front frame, weldment (1996 - 2000)	1
1A	13134	Front frame, weldment (2001 - 2002)	1
2	6030-1109	Cover (1998 - 2002)	2
3	1013-0350	Hose, grease	2
4	6001-0343	Spacer, lower pivot	1
5	0002-0137	Bolt, 1/2" - 13 x 3/4" hex	2
6	6015-0317	Pin, steering cylinder, front	2
7	0002-0492	Roll Pin 5/16 x 3.0"	2
8	0002-0501	Washer, 1-3/4" - 14GA. machine	AR
	0002-0502	Washer, 1-3/4" - 10GA. machine	AR
9	6030-0086	Drive roller (1996 - 2001)	1
9A	55775	Drive roller (2002)	1
10	6001-0335	Socket, bottom	1
11	6001-0345	Ball, pivot	1
12	6001-0352	Shim, .003"	AR
	6001-0353	Shim, .010"	AR
13	6001-0334	Socket, top	1
14	0002-0266	Washer, 5/16" split lock	6
15	0002-0384	Bolt, 5/16" - 14 x 3/4" hex	6
16	1015-0147	Grease fitting, 90° 1/4" - 28	1
17	0002-0275	Grease fitting, 45° 1/4" - 28	1
18	6030-0243	Flat, bearing plate	2
19	1027-0204	Liner, middle conveyor	6
20	6003-0557	Pin, .625 x 10"	2-4
20A	7003-0858	Pin, oval for intake	2
21	6003-0231	Hair pin clip	2
21A	0002-0913	Snap pin, (bottom only)	2
22	6003-0199	Shoe, intake	4
23	0002-0237	Nut, 1" - 8 hex	8
24	0002-0268	Washer, 1" split lock	8
25	7001-0571	Header cylinder mount L.H.	1
26	0002-0838	Bolt, 1" - 8 x 11" hex	8
27	6030-1093	Auger roller	1
28	6030-1104	Rod, threaded	2
29	6030-1087	Mount	2
30	6030-1110	Belt guide	2
31	0002-0438	Washer, 1-1/4" machine	AR
32	6001-0175	Pin, 1 x 5-1/2"	2
33	7001-0572	Header cylinder mount R.H.	1
34	6001-1478	Bracket	2
35	6008-0372	Bearing shield	1

B

CENTER SECTION

B



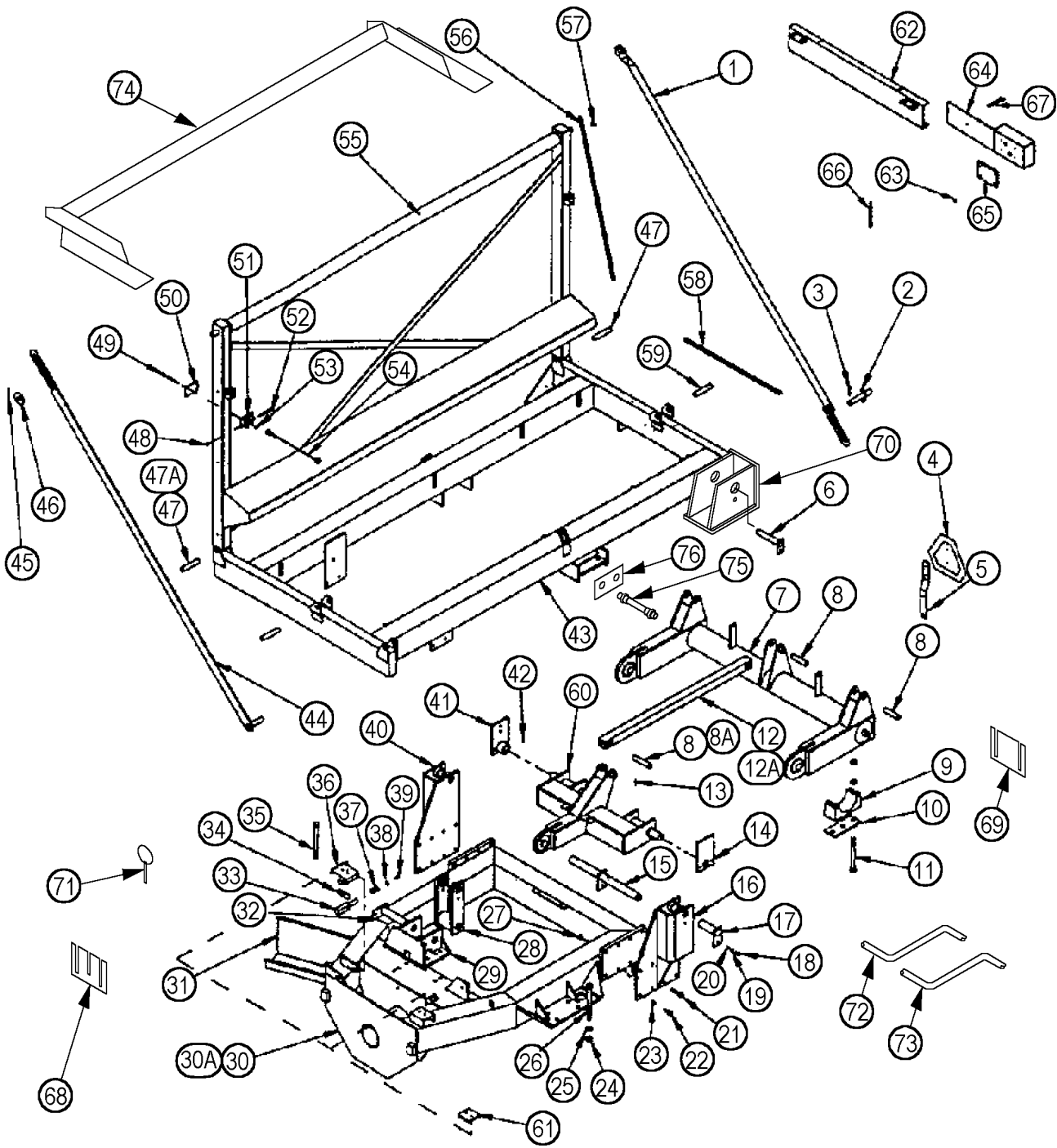
CENTER SECTION

KEY	P/N	DESCRIPTION	USED
1	6020-1059	Weldment, center section (1996 - 1999)	1
1A	6030-1273	Weldment, center section (2000 - 2002)	1
2	6020-1049	Thrust washer shim, 1/4"	1
3	6020-1047	Thrust washer shim, 3/16"	AR
4	6020-1046	Thrust washer shim, 1/8"	AR
	6020-1048	Thrust washer, .105	AR
5	6020-1115	Washer (1996 - 1999)	1
5A	6030-1277	Retaining ring (2000 - 2002)	2
6	0002-0139	Bolt, 1/2" - 13 x 1-1/2" hex (1996 - 1999)	2-8
6A	0002-0883	Bolt, 1/2" - 20 x 1-3/4" hex (2000 - 2002)	10
7	0002-0336	Washer, 1/2" split lock	14
8	0002-0409	Pin, 1" diameter clevis	2
9	6003-0231	Hair Pin	2
10	6020-0321	Lock-out bar	1
11	0002-0087	Bolt, 5/16" -18 x 1-1/4" hex	4
12	0002-0038	Washer, 5/16" split lock	4
13	6001-0962	Hose wear strip, short	1
14	6001-0963	Hose wear strip, long	1
15	0002-0144	Bolt, 1/2" - 13 x 2-3/4" hex	2
16	6001-0508	Steering cylinder pin, rear (1996 - 1999)	2
16A	6030-1279	Steering cylinder pin, rear (2000 - 2002)	2
17	0002-0137	Bolt, 1/2" - 13 x 3/4" hex	4
18	0002-0492	Roll pin 5/16 x 3.0"	2
19	0002-0050	Washer, 5/8" flat	1
20	6001-0339	Pin assembly, lower	1
21	1015-0147	Grease zirk 1/4" - 28 x 90°	1
22	0002-0267	Washer, 5/8" split lock	3
23	0002-0170	Bolt, 5/8 - 11 x 1-1/2" hex	3
24	6001-0336	Upper pin assembly (1996 - 1999)	1
24A	6030-1278	Upper pin assembly (2000 - 2002)	1
25	0002-0280	Cotter key 3/16" x 2"	1
26	6001-0344	Spacer, socket	2
27	6001-0342	Spacer, upper	1
28	0002-0590	Castle nut 1 1/4" x 12 NF	1
29	0002-0250	Nut, 1/2" - 13 serrated flange	2
30	6020-0222	Bridge	1
31	6020-0224	Hose rack weldment	2
32	6020-0223	Cushion, rubber	2
33	6020-0950	Hose bracket mount	1
34	6020-0949	Hose bracket	1
35	6020-0951	Spacer	2
36	0002-0227	Nut, 1/2" - 13 flex lock	1
37	0002-0135	Carriage bolt, 1/2" - 13 x 4"	1
38	0002-0138	Bolt, 1/2" - 13 x 1-1/4" hex	1

B

REAR CLIP

B



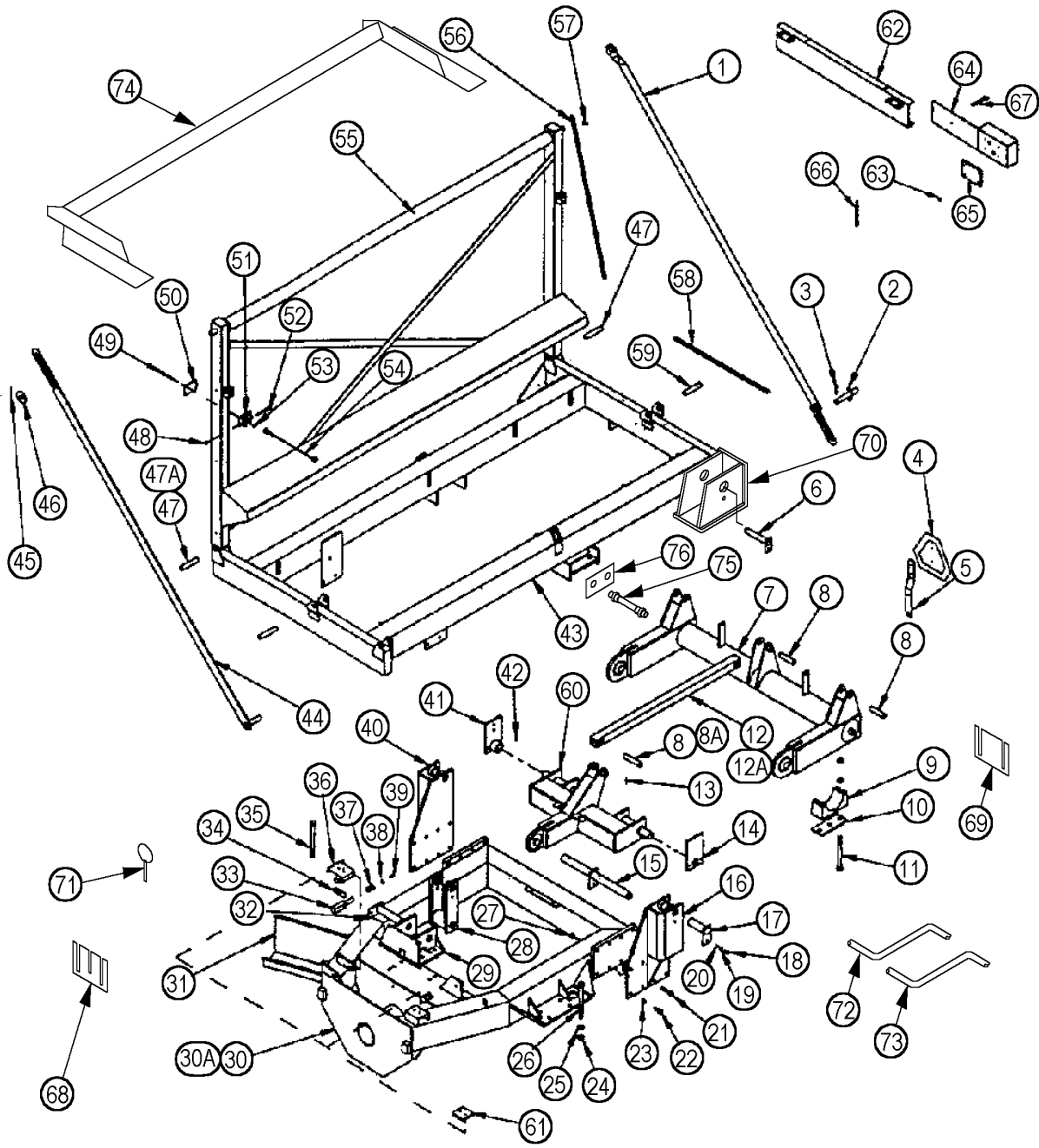
REAR CLIP

KEY	P/N	DESCRIPTION	USED
1	6030-0136	Bed stead support, rear	1
2	6011-0036	Tee pin	1
3	0002-0295	Roll pin 5/16 x 2-1/2"	AR
4	6002-0121	Slow moving vehicle (SMV) sign (1998 - 2002)	1
5	6001-1487	SMV sign mounting	1
6	6030-0430	Pin, Cylinder Lift	2
7	6030-0213	Crank shaft	1
8	1006-0052	Pin, 1-1/4" diameter x 6-1/4" long (1996 - 1999)	6
8A	94769	Pin, headless (2000 - 2002)	4
9	6011-0104	Axle bearing	4
10	6011-0103	Backup plate	2
11	0002-0838	Bolt, 1 - 8 x 11" hex	4
12	6030-0220	Push rod (1996 - 1999)	1
12A	6030-1269	Push rod (2000 - 2002)	1
13	0002-0295	Roll pin 5/16" x 2-1/2"	AR
14	6011-0154	Pivot bearing, R.H.	1-2
15	6030-0408	Pin, crank shaft	1
16	6011-0013	Axle mounting, L.H.	1
17	6011-0075	Pin, 2" diameter	2
18	0002-0138	Bolt, 1/2" - 13 x 1-1/4" hex	2
19	0002-0336	Washer, 1/2" split lock	2
20	0002-0263	Washer, 1/2" flat	2
21	0002-0196	Bolt, 3/4" - 10 x 3" flat	8
22	0002-0192	Bolt, 3/4" - 10 x 2" hex	8
23	0002-0045	Washer, 3/4" split lock	8
24	0002-0237	Nut, 1" - 8 hex	12
25	0002-0268	Washer, 1" split lock	12
26	0002-0838	Bolt, 1" - 8 x 11" hex	8
27	0002-0252	Nut, 3/4" - 10 serrated flange	8
28	6030-0560	Link	1
29	6030-0564	Cable house	1
30	6020-1060	Rear frame, weldment (1996 - 1998)	1
30A	6030-1275	Rear frame, weldment (2000 - 2002)	1
31	6011-0039	Battery box	1
32	6030-0569	Pin	1
33	6014-0042	Pin, lock	1
34	6014-0043	Connector link	1
35	0002-0837	Bolt, hx hd 1.00 - 8 x 10"	4
36	6014-0038	Pressure plate, R.H.	1
37	6014-0044	Compression Ring	1
38	0002-0263	Washer, 1/2" flat	1
39	0002-0371	Bolt, 1/2" - 13 x 1-1/4" hex	1
40	6011-0012	Axle mounting, R.H.	1
41	6011-0154	Pivot Bearing R.H.	1-2
42	1015-0027	Grease zirk 1/4" - 28" straight	AR
43	6030-0140	Lower frame, weldment	1
44	6030-0283	Bed stead support, front	1
45	0002-0295	Roll pin 5/16" x 2-1/2"	AR
46	6011-0136	Washer	1
47	1006-0049	Pin, 1-1/4" diameter x 5-1/4" long (1996 - 1999)	2
47A	94768	Pin, headless (2000 - 2002)	2
48	0002-0242	Nut, Nylock 1/2" - 13	4
49	0002-0806	Bolt, 3/8" - 16 x 5" hex head	8
50	6014-0112	Flat	2
51	6014-0113	Anchor plate	2

B

REAR CLIP
(continued)

B



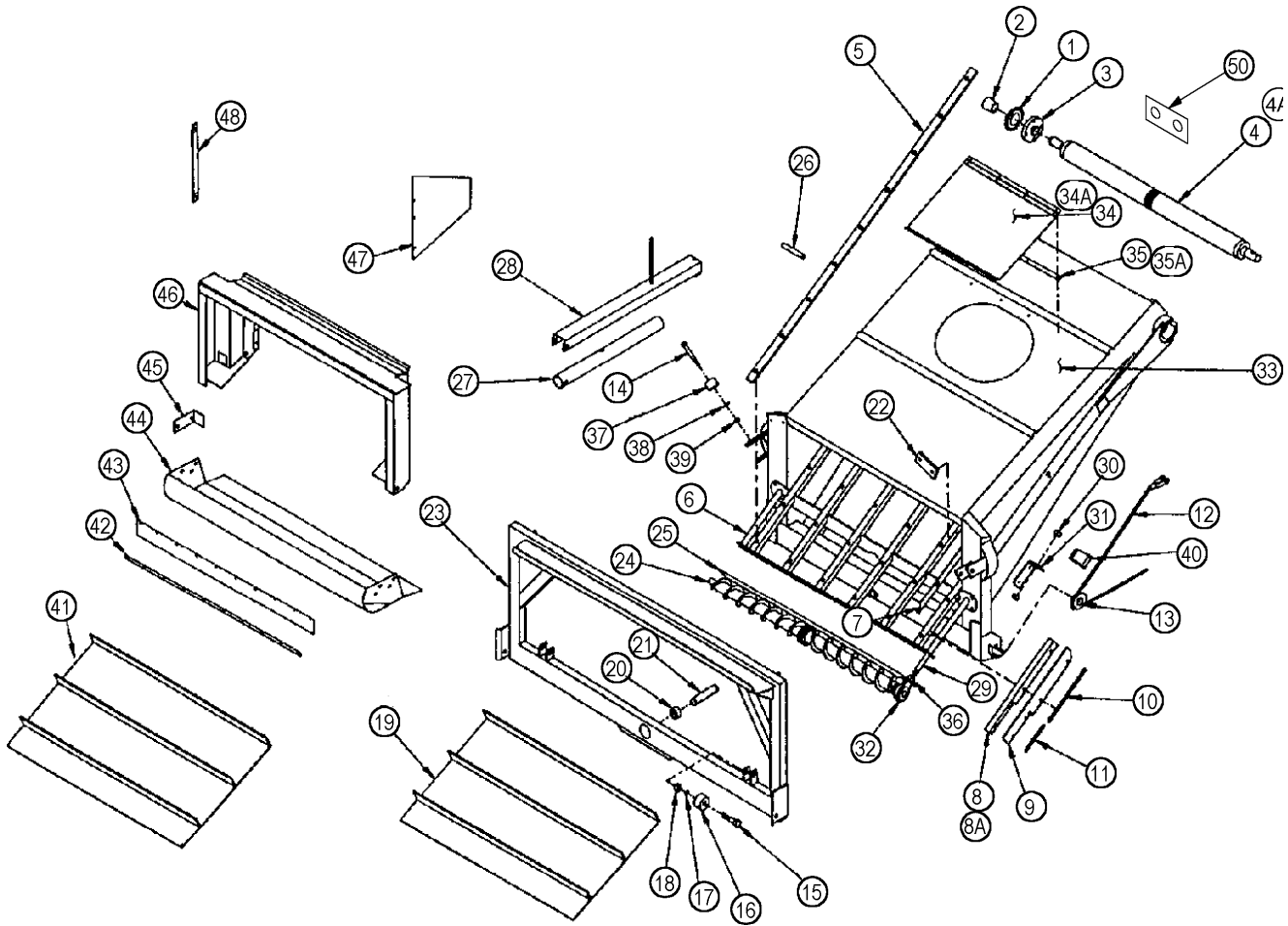
REAR CLIP
(continued)

KEY	P/N	DESCRIPTION	USED
52	0002-0145	Bolt, 1/2" - 13 x 3" hex head	4
53	0002-0248	Nut, 3/8" - 16	8
54	6014-0110	Cable	2
55	6030-0131	Frame upright	1
56	6002-0155	Electric wire cover x 48"	1
57	1040-0429	Clamp	AR
58	6002-0154	Electric wire cover x 36"	1
59	94770	Pin, 1-1/4" diameter x 6" long (2000 - 2002)	2
60	6030-0410	Bell crank, weldment	1
61	6014-0047	Bumper .5 UHMW	AR
	6011-0083	Bumper .75 UHMW	AR
	6014-0048	Shim 16 GA (1998 - 2002)	AR
	6014-0049	Shim 14 GA (1998 - 2002)	AR
	6014-0050	Shim 11 GA (1998 - 2002)	AR
62	6007-0896	Channel (1998 - 2002)	1
63	6007-0922	Spacer (1998 - 2002)	8
64	6007-0854	Light bumper (1998 - 2002)	2
65	6007-0904	Cover (1998 - 2002)	2
66	6007-0884	Pin, clevis (1998 - 2002)	2
67	6007-0902	Plunger pin (1998 - 2002)	2
68	6030-1243	Shim (2000 - 2002)	AR
69	6030-1244	Shim (2000 - 2002)	AR
70	6030-1238	Cylinder mount (2000 - 2002)	2
71	1022-0197	Lynch pin	1
72	6005-1156	Fuel line	1
73	6005-1157	Fuel line	1
74	6030-1208	Torque arm (1998 - 2002)	1
75	1013-0393	Hose	1
76	6001-0770	Bracket	1

B

INTAKE

B



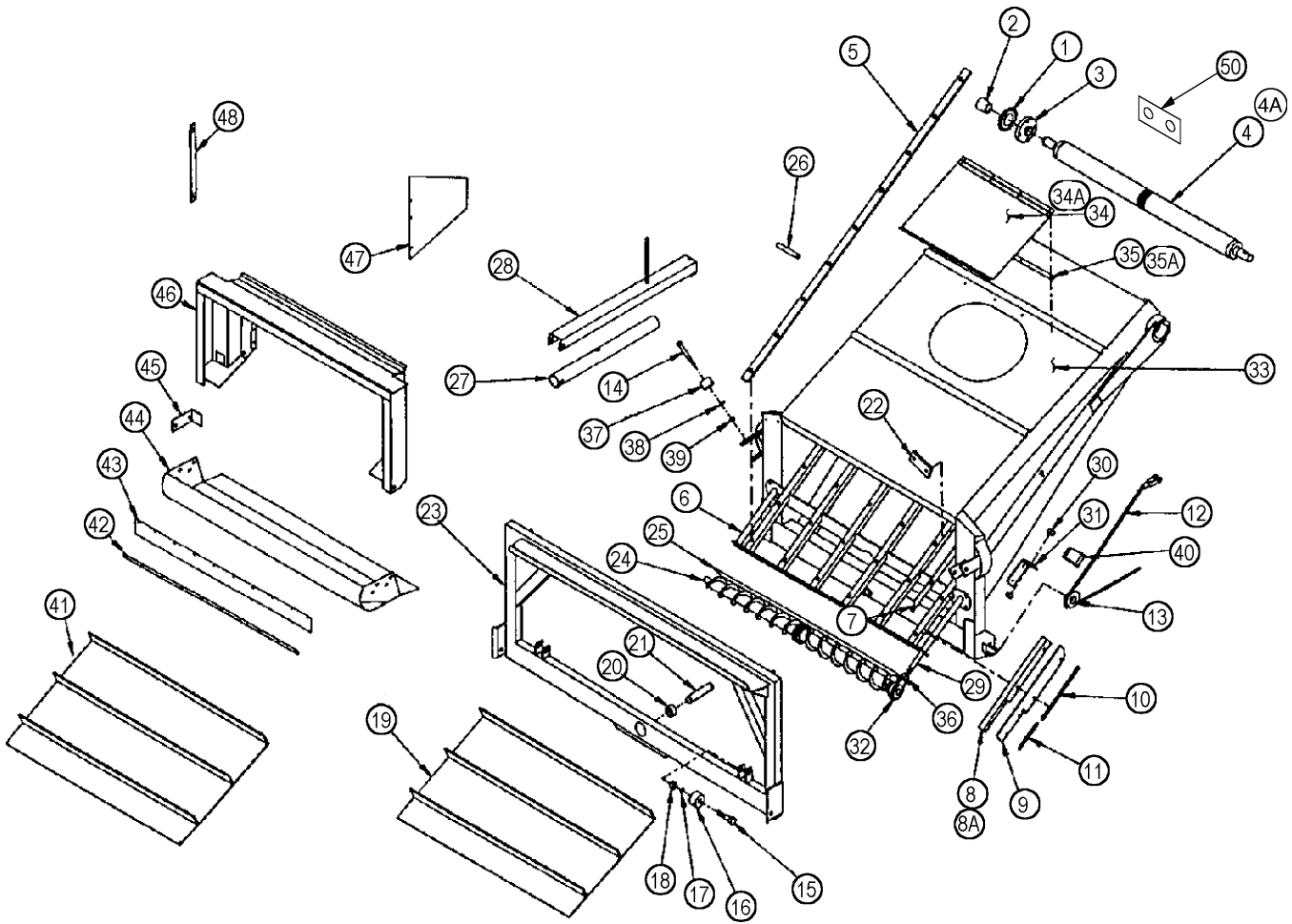
INTAKE

KEY	P/N	DESCRIPTION	USED
1	6030-0251	Sprocket, RC60 - 20T	1
2	6030-0249	Taperlock bushing 2012 x 1-3/4"	1
3	1015-0152	Bearing flange, 4-bolt 1.75 piloted	2
4	6030-0238	Drive roller, 4.25" diameter (1996 - 2001)	1
4A	55773	Drive roller, 4.25" diameter (2002)	1
5	1027-0075	UHMW .500 x 2.00 x 85.00	6
6	6030-0470	Intake conveyor	1
7	6030-0505	Sealer strip upper, L.H.	1
	6030-0506	Sealer strip upper, R.H.	1
8	6004-0188	Seal strip, L.H. (1996 - 1998)	2
8A	6004-1107	Seal strip, L.H. (1999 - 2002)	1
	6004-0187	Seal strip, R.H. (1996 - 1998)	2
	6004-1108	Seal strip, R.H. (1999 - 2002)	1
9	6004-0189	Rubber sealer	2
10	6004-0190	Backup strap	2
11	6004-0334	Backup strap	2
12	6030-0084	Cable, leveling	2
13	6004-0236	Pulley w/bearing	2
14	6030-0444	Bolt, roller, long	2
15	6030-0442	Bolt, roller, short	2
16	6030-0443	Cam roller, 3"	2
17	0002-0268	Washer, 1" split lock	4
18	0002-0237	Nut, 1" - 8 hex	2
19	-	Intake belt	1
-	6030-0013	Belt laced, intake (beans)	-
-	1021-0378	Belt bolted assy, intake (beans)	-
20	6030-0445	Bearing, spherical radial 1.50" ID	1
21	6004-0131	Pin, face plate	1
22	1027-0018	Wear plate - UHMW	2
23	6030-0434	Face plate	1
24	6030-0446	Auger roller, 4.25" diameter	1
25	6030-0231	Scraper	1
26	6030-0617	Hydraulic cylinder pin	2
27	6030-0079	Hydraulic cylinder extension	2
28	6030-0082	Hydraulic cylinder safety stop	2
29	6004-1006	Take-up bolt	2
30	0002-0237	Nut, 1" - 8 hex	4
31	6004-0380	Take-up angle	2
32	1015-0153	Bearing hanger	2
33	6030-0466	Intake housing	1
34	6020-0111	Door	1
34A	6020-0112	Plate, HR plate	1
35	6020-0116	Shim, door hinge	1
35A	6020-0113	Hinge, seed	1
36	0002-0393	Nut, 1" - 14 hex	2
37	6004-0024	Cam roller, 2.50"	4
38	6004-0135	Washer, spacer	4
39	0002-0252	Nut, serrated flange 3/4" - 10	2
40	6001-1379	Cable guide	2
41	-	Belt, intake (corn)	1
-	1021-0254	Belt laced, intake (corn)	-

B

INTAKE
(continued)

B

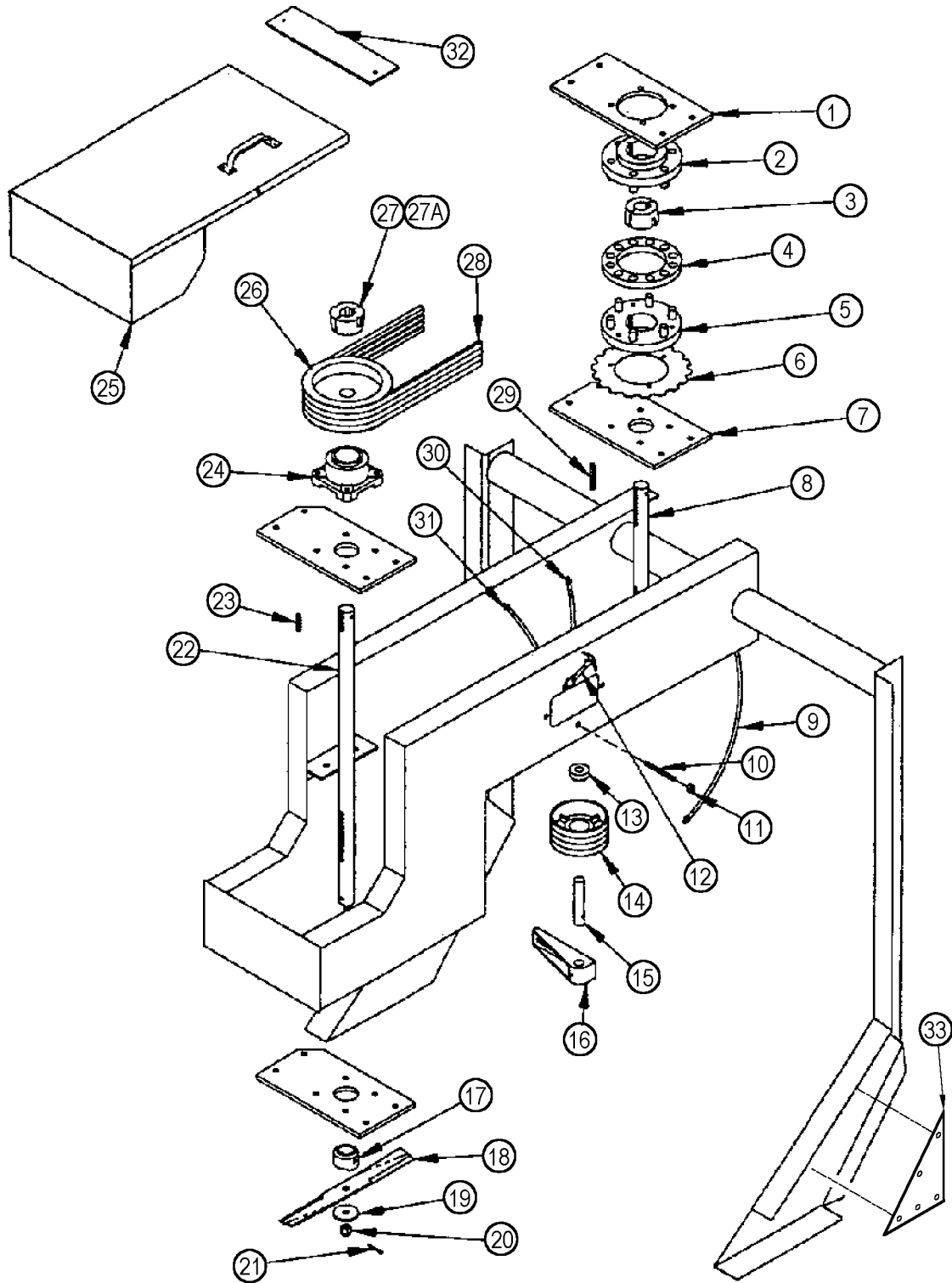


**INTAKE
(continued)**

KEY	P/N	DESCRIPTION	USED
-	1021-0379	Belt bolted assy, intake (corn)	-
42	6030-0396	Flat backup (corn)	1
43	6030-0395	Sealer belt (corn)	1
44	6030-1170	Boot (corn)	1
45	9002-0070	Mounting bracket, boot (corn)	2
46	6030-1165	Adaptor weldment (corn) (1996 - 2000)	1
47	6030-1172	Adaptor guide plate (corn) (1996 - 2000)	2
48	6030-1174	Flat, pivot stop (corn)	2
49	6008-0372	Bearing shield	1
50	6001-0770	Grease hose mtg	2

FAN DRIVE
(Single Motor Option)

B



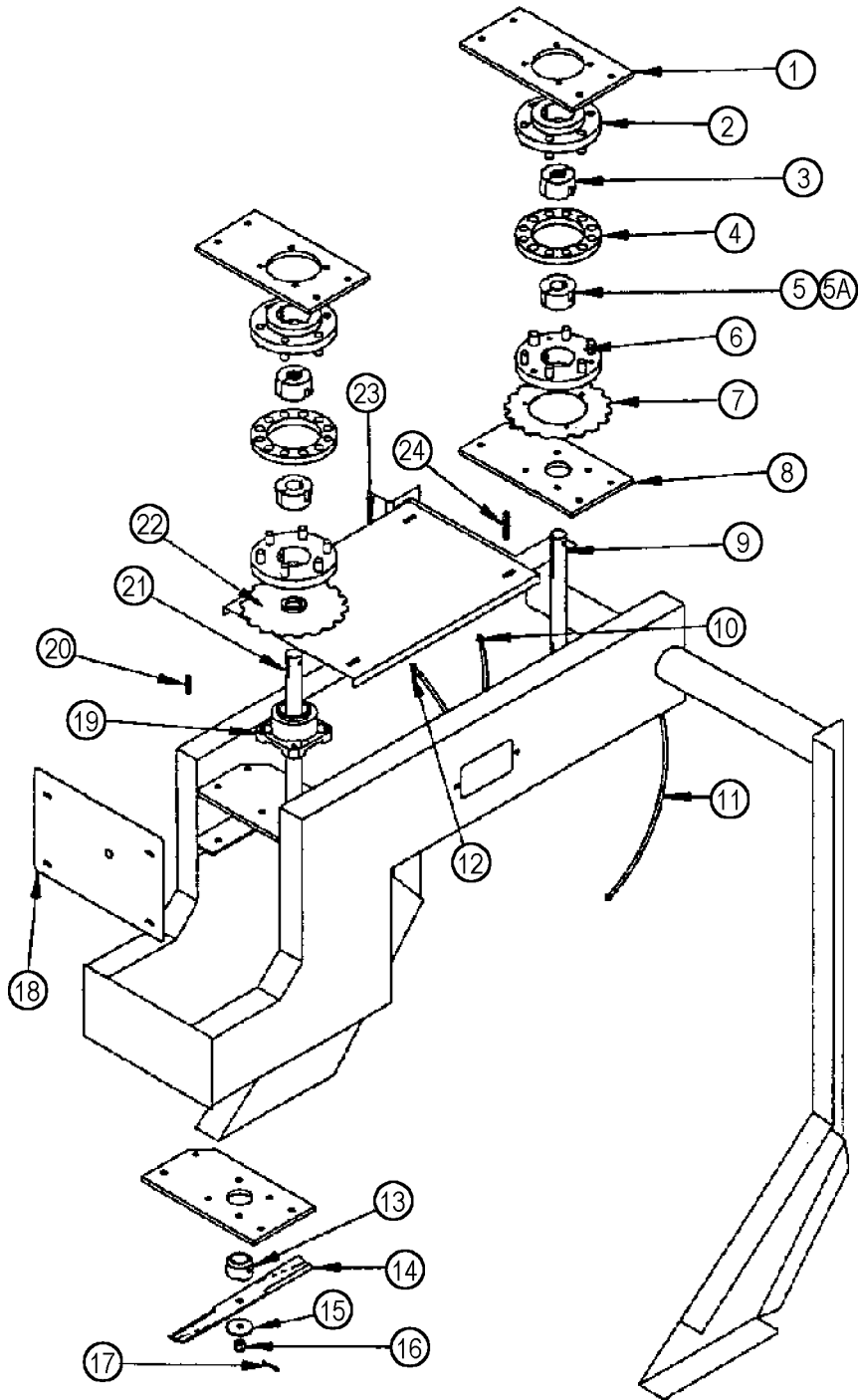
**FAN DRIVE
(Single Motor Option)**

KEY	P/N	DESCRIPTION	USED
1	6003-0147	Plate, fan motor	1
2	6003-0275	Hub, fan coupling	1
3	6003-0277	Taper lock, splined	1
4	6003-0276	Plastic element, size 8	1
5	7003-0456	Hub, fan coupling	1
6	7003-0658	Tachometer disc	1
7	6003-0082	Plate, fan frame	3
8	9002-0020	Fan shaft, rear	1
9	1013-0393	Grease hose, 36"	2
10	0002-0441	Bolt, hx hd 1/2" - 13 x 6.0"	1
11	0002-0024	Nut , 1/2" - 13 hex	1
12	6004-0365	Latch	1
13	1015-0025	Idler bearings	2
14	6030-0462	Idler pulley	1
15	1022-0019	Shaft	1
16	1008-0014	Take-up bracket	1
17	9002-0027	Blade hub	2
18	9002-0029	Blade	2
19	9002-0028	Washer	2
20	1012-0037	Nut, 5/8" - 11 castle	2
21	0002-0278	Pin, cotter 5/32 x 1-1/2"	2
22	9002-0019	Fan shaft, front	1
23	1006-0030	Key, 3/8 x 2" square	2
24	1015-0100	Fan bearing, 1-1/2" 4-bolt flange	5
25	6003-0237	Fan drive shield	1
26	6030-0473	V-pulley	2
27	0001-0125	Taper lock, 1-1/12" bore (1996 - 2000)	2
27A	52529	Taper lock, 1-1/12" bore (2001 - 2002)	2
28	6030-0472	V-belt	1
29	1006-0096	Key, 3/8 x 3"	2
30	1013-0350	Grease hose, 12"	2
31	1013-0392	Grease hose, 24"	1
32	6030-1181	Cover single fan drive (1998 - 2002)	1
33	6003-0244	Gusset plate	1

B

FAN DRIVE
(Independent Fan Speed Option)

B



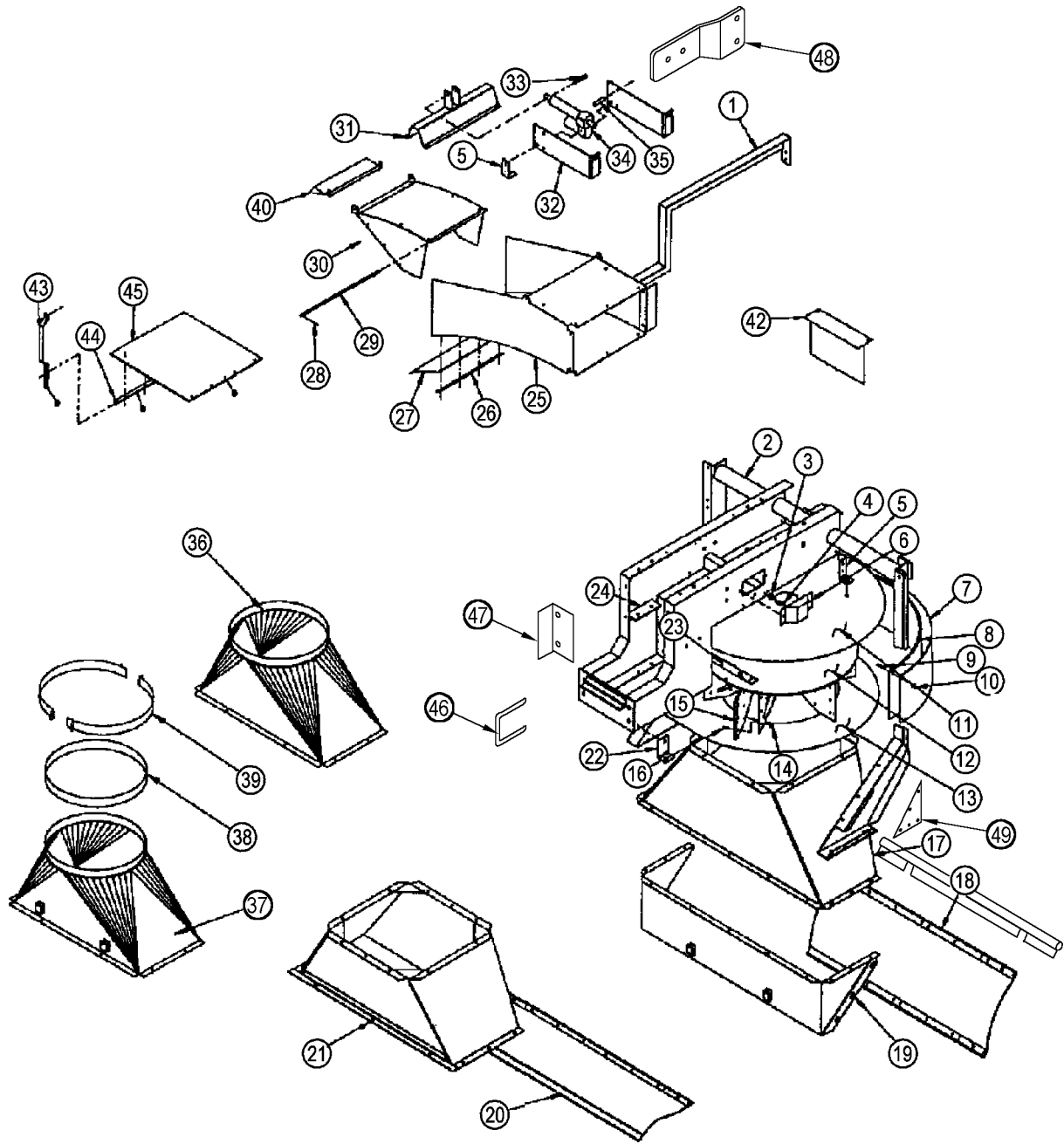
**FAN DRIVE
(Independent Fan Speed Option)**

KEY	P/N	DESCRIPTION	USED
1	6003-0147	Plate, fan motor	1
2	6003-0275	Hub, fan coupling	1
3	6003-0277	Taper lock, splined	1
4	6003-0276	Plastic element, size 8	1
5	0001-0125	Taper lock, 1-1/2" bore (1996 - 2000)	1
5A	52529	Taper lock, 1-1/2" bore (2001 - 2002)	1
6	7003-0456	Hub, fan coupling, tapped holes	1
7	7003-0658	Tachometer disc, rear	1
8	6003-0082	Plate, fan frame	3
9	9002-0020	Fan shaft, rear	1
10	1013-0350	Grease hose, 12"	2
11	1013-0393	Grease hose, 36"	2
12	1013-0392	Grease hose, 24"	1
13	9002-0027	Blade hub (corn option)	2
14	9002-0029	Blade (corn option)	2
15	9002-0028	Washer (corn option)	2
16	1012-0037	Nut, 5/8" - 11 castle (corn option)	2
17	0002-0278	Pin, cotter 5/32 x 1-1/2" (corn option)	2
18	6030-0533	Cover plate, front	1
19	1015-0100	Fan bearing, 1-1/2" 4-bolt flange	5
20	1006-0030	Key, 3/8" x 2" square	2
21	9002-0088	Fan shaft, front	1
22	6030-0096	Tachometer disc, front	1
23	6030-0532	Cover, top fan shield	1
24	1006-0096	Key, 3/8" x 3"	2

B

FAN FRAME

B



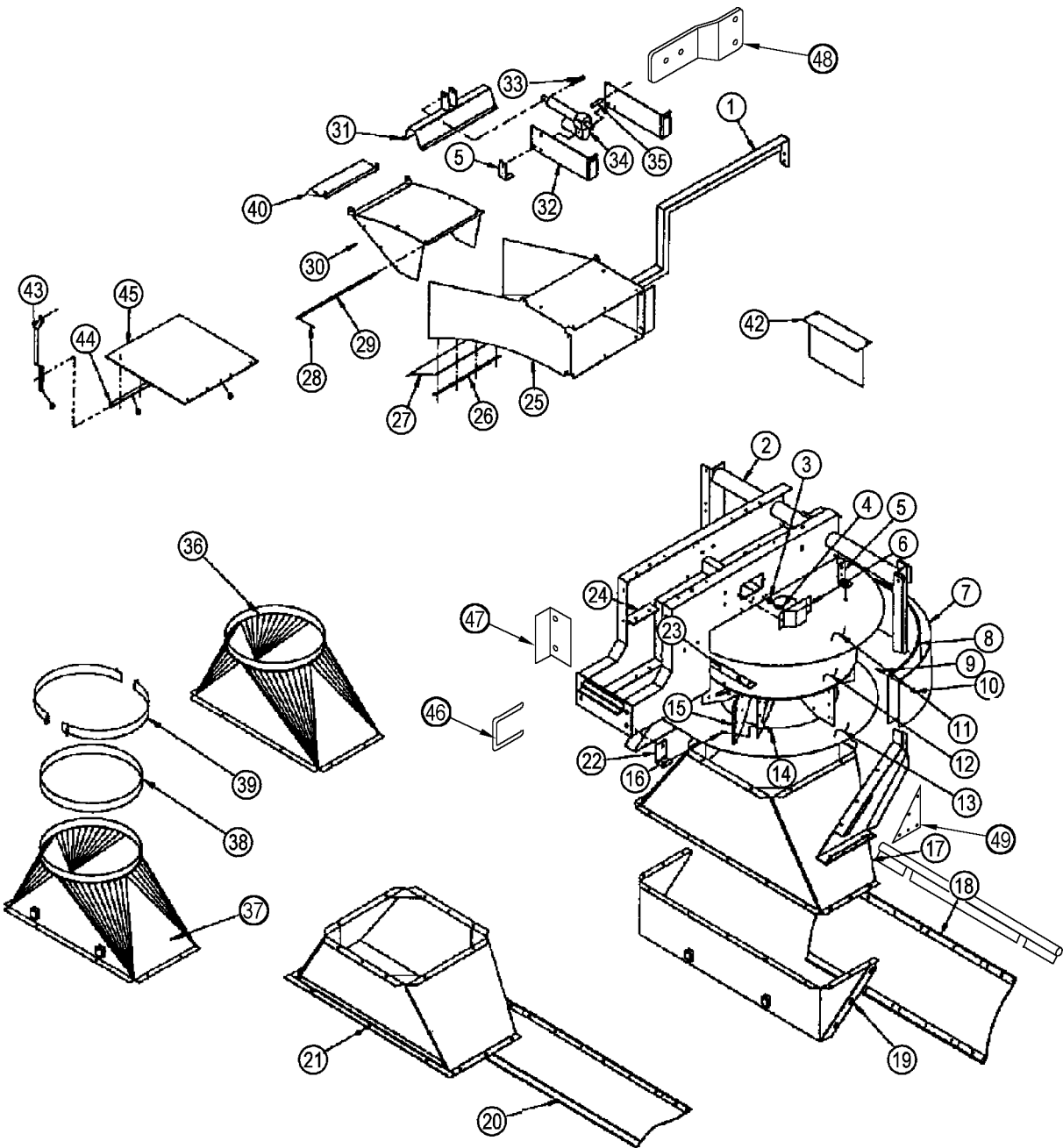
FAN FRAME

KEY	P/N	DESCRIPTION	USED
1	6030-0385	Fan support	1
2	6030-0058	Fan frame	1
3	1013-0351	Coupling, 1/8" NPT	4
4	1015-0027	Grease fitting, 1/8" NPT	4
5	6003-0028	Fan hanger	10
6	6030-0381	Side shield	2
7	6030-0252	Fan housing	2
8	1027-0069	Liner, fan housing (bean)	2
	6030-1028	Liner, fan housing (corn)	2
9	0002-0469	Bolt, 5/16" - 18 x 3/4" flat head 100°	28
10	0002-0468	Nut, 5/16" - 18 oval lock	28
11	6030-0192	Top plate, fan housing (1996 - 1998)	2
11A	6030-1227	Top plate, fan housing (1999 - 2002) (not shown)	2
12	6030-0209	Fan rotor	2
13	6030-0543	Bottom plate, fan housing (square ducts)	2
	6030-0191	Bottom plate, fan housing (round ducts)	2
14	0002-0470	Nut, 3/8" - 16 oval lock	96
15	1027-0070	Fan blade liner	12
16	0002-0512	Bolt, 3/8" - 16 x 1-1/4" flat head 100°	96
17	6030-0546	Square duct, rear upper (optional)	1
18	6030-0229	Belt cover assembly (includes 6030-0224 and 6030-0230)	1
	6030-0224	Weldment rod, 54" long	2
	6030-0230	Belting, rubber	1
19	6030-0544	Duct, rear lower	1
20	6030-0223	Belt cover assembly, half (includes 6030-0224, 6030-0227, and 6030-0228)	1
	6030-0224	Weldment rod, 54" long	2
	6030-0227	Belting, rubber	1
	6030-0228	Plate	1
21	6030-0538	Square duct, front (optional)	1
22	6030-0059	Fan hanger	2
23	6003-0172	Fan hanger	1
24	6003-0173	Angle bracket	2
25	6030-0215	Picture frame (1996 - 1998)	2
25A	6030-1232	Picture frame (1999 - 2002) (not shown)	2
26	6003-0335	Backup strap	2
27	1021-0163	Rubber drip flap	2
28	0002-0279	Pin, cotter 3/16" - 1-1/2"	2
29	6020-0556	Hinge rod	2
30	6020-0309	Discharge hood (1998 - 2002)	2
31	6020-0316	Arm	2
32	6030-0247	Actuator mounting (1996 - 1998)	4
32A	6030-1226	Actuator mounting (1999 - 2002) (not shown)	2
33	0002-0146	Bolt, 1/2" - 13 x 3-1/4" hex	2
34	6003-0341	Actuator, linear	2
35	6003-0320	Spacer	2
36	6030-1062	Round duct, rear (standard)	1
37	6030-0159	Round duct, front (standard)	1
38	1021-0179	P-strip, rubber (round duct)	2
39	6020-0313	Duct band (round duct)	4
40	6030-1111	Flipper (1998 - 2002)	2
42	6003-0543	Shield (1998 - 2002)	2
43	6030-1003	Deflector lifting arm (corn option)	4
44	6030-1001	Deflector support (corn option)	2

B

FAN FRAME
(continued)

B



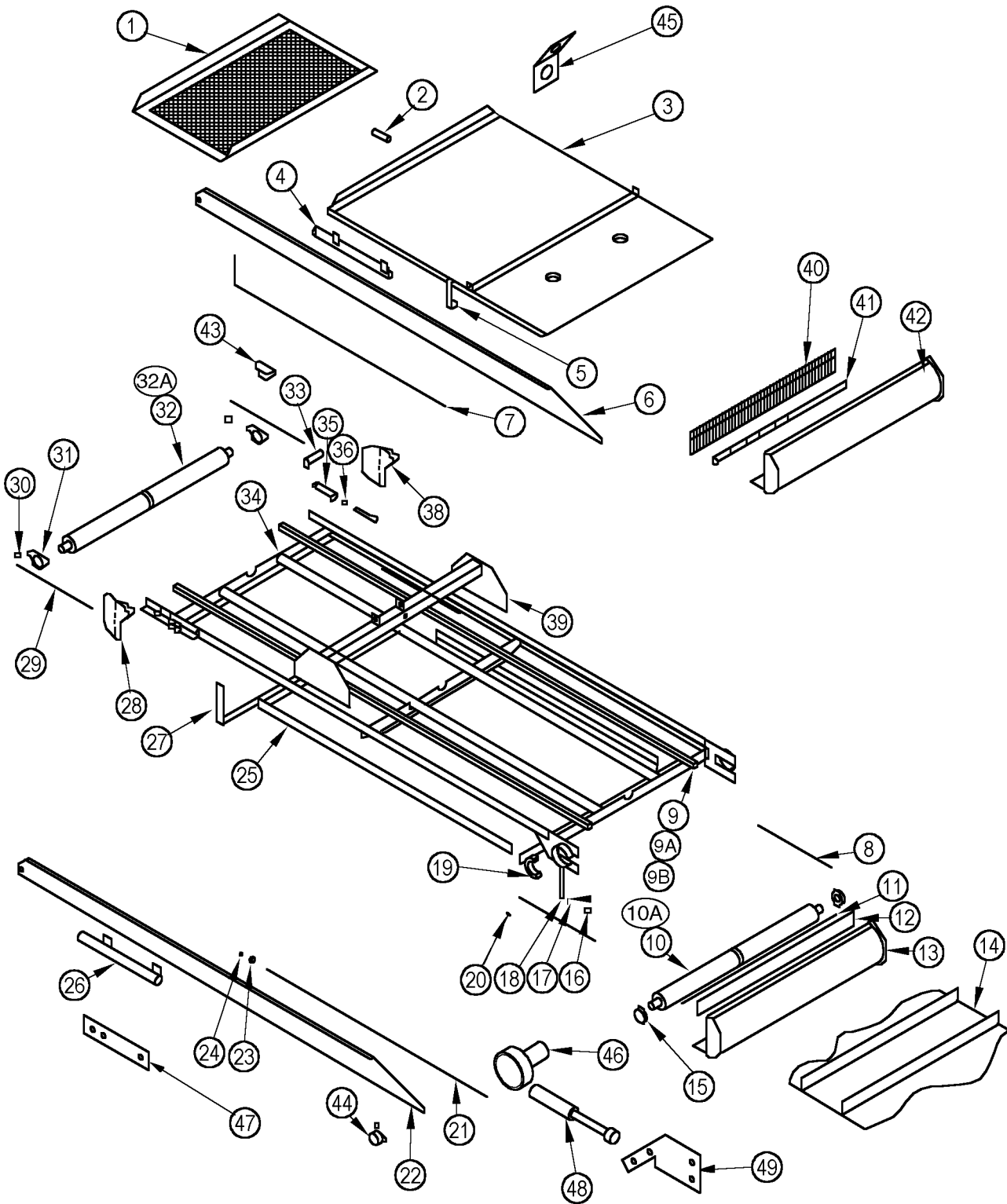
FAN FRAME
(continued)

KEY	P/N	DESCRIPTION	USED
45	1027-0186	UHMW (corn option)	2
46	6030-0048	U-bolt	3
47	6030-1200	Angle (2000 - 2002)	2
48	6030-1228	Bracket (1999 - 2002)	1
49	6003-0244	Gusset plate (1999 - 2002)	1

B

ELEVATOR

B



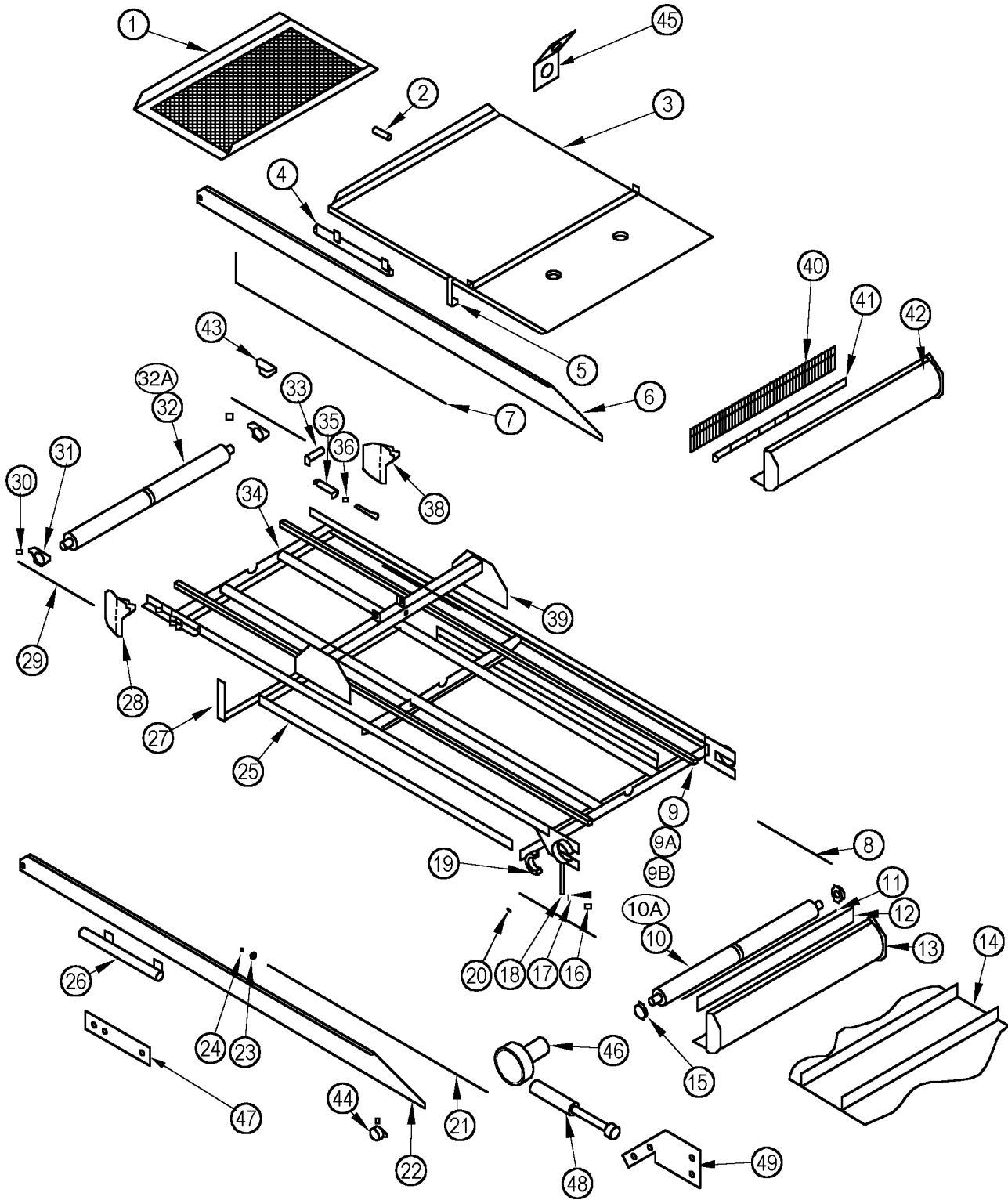
ELEVATOR

KEY	P/N	DESCRIPTION	USED
1	6030-0402	Elevator cover screen	1
2	6020-0370	Cover bolt	1
3	6030-0271	Elevator cover	1
-	6030-1000	Elevator cover (corn option)	1
4	6020-0737	Bumperette	1
5	6003-0220	Clip, elevator cover	2
6	6030-0404	Elevator side	1
7	6020-0714	Tube, rear light wire	1
8	1013-0393	Grease hose, 36"	2
9	6030-0401	Belt guide - (1996 - 2001)	2
9A	210906	Belt guide (2002)	-
9B	210907	Belt guide (2002)	-
10	6020-0371	Idler roller, 4-1/4" diameter (1996 - 2001)	1
10A	55778	Idler roller, 4-1/4" diameter (2002)	1
11	6030-0396	Strip, backup (bean option)	1
12	6030-0395	Sealer belt (bean option)	1
13	6030-0266	Elevator pan (bean option)	1
14	1021-0177	Belt (bean option) (1996 - 2000)	1
14A	1021-0382	Belt (bean option) (2001 - 2002)	1
-	1021-0220	Belt (corn option)	1
15	1015-0138	Bearing, 1-1/4" bore, 2-bolt flange	2
-	1021-0177	Blet laced, elev (beans)	-
-	1021-0220	Belt laced, elev (corn)	-
-	1021-0382	Belt bolted assy, elev (beans)	-
-	1021-0383	Belt bolted assy, elev (corn)	-
16	6005-0096	Elbow 90°, 1/8" NPT female - 1/4" 28 male, hydraulic fitting	2
17	6003-0231	Pin, .177" hair	5
18	6003-0557	Pin	2
19	6003-0199	Shoe elevator	2
20	1013-0414	Elbow 90°, 1/8" NPT female - 4JIC male, hydraulic fitting	2
21	1014-0248	Grease tube	2
22	6030-0405	Elevator side	1
23	1013-0413	Straight fitting, 1/8" NPT female - 4JIC male	2
24	1040-0429	Tube clamp	6
25	6030-0403	Elevator return slide	1
26	6020-0736	Bumperette	1
27	6020-0360	Belt runner bracket	4
28	6003-0213	Blinder, L.H.	1
29	1013-0392	Grease hose, 24"	2
29A	1013-0350	Grease hose, 12" (not shown)	2
30	1013-0299	Street Elbow 90°, 1/8" NPT	1
31	1015-0143	Bearing pillow block, 1-1/4" bore	2
32	6020-0372	Drive roller, 4-1/4" diameter (1996 - 2001)	1
32A	55777	Drive roller, 4-1/4" diameter (2002)	1
33	6020-0511	Light bracket	1
34	6030-0625	Elevator frame	1
35	6020-0972	Bearing tightener	1
36	0002-0024	Nut, 1/2" - 13 hex	1
37	0002-0875	Bolt, 1/2" - 13 x 5" hex head	1
38	6003-0212	Blinder, R.H.	1
39	6020-0366	Yoke, cylinder mounting	1
40	6020-0918	Grate (corn only)	1
41	6020-0919	Backup angle (corn only)	1
42	6020-0146	Pan (corn only)	1

B

ELEVATOR
(continued)

B



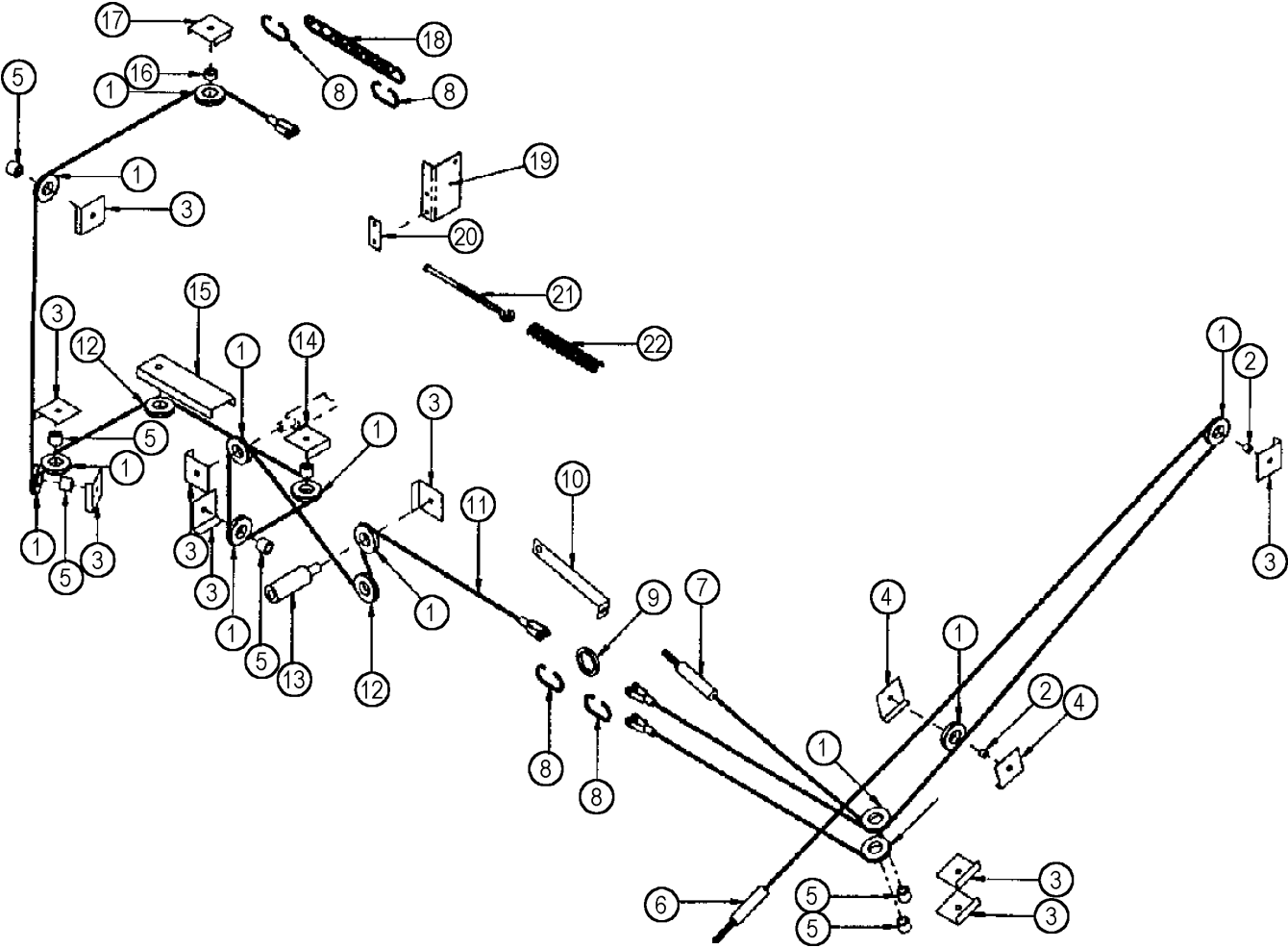
ELEVATOR
(continued)

KEY	P/N	DESCRIPTION	USED
43	6003-0546	Elevator bearing shield	1
44	6008-0376	Bearing shield, small	2
45	6002-0150	Plate	1
46	6020-1196	Tachometer disc (1998 - 2002)	1
47	6020-1199	Brace	2
48	6020-1195	Tachometer (1998-2002)	1
49	6015-0175	Elevator tachometer bracket	1

B

ELEVATOR PULL CABLE

B



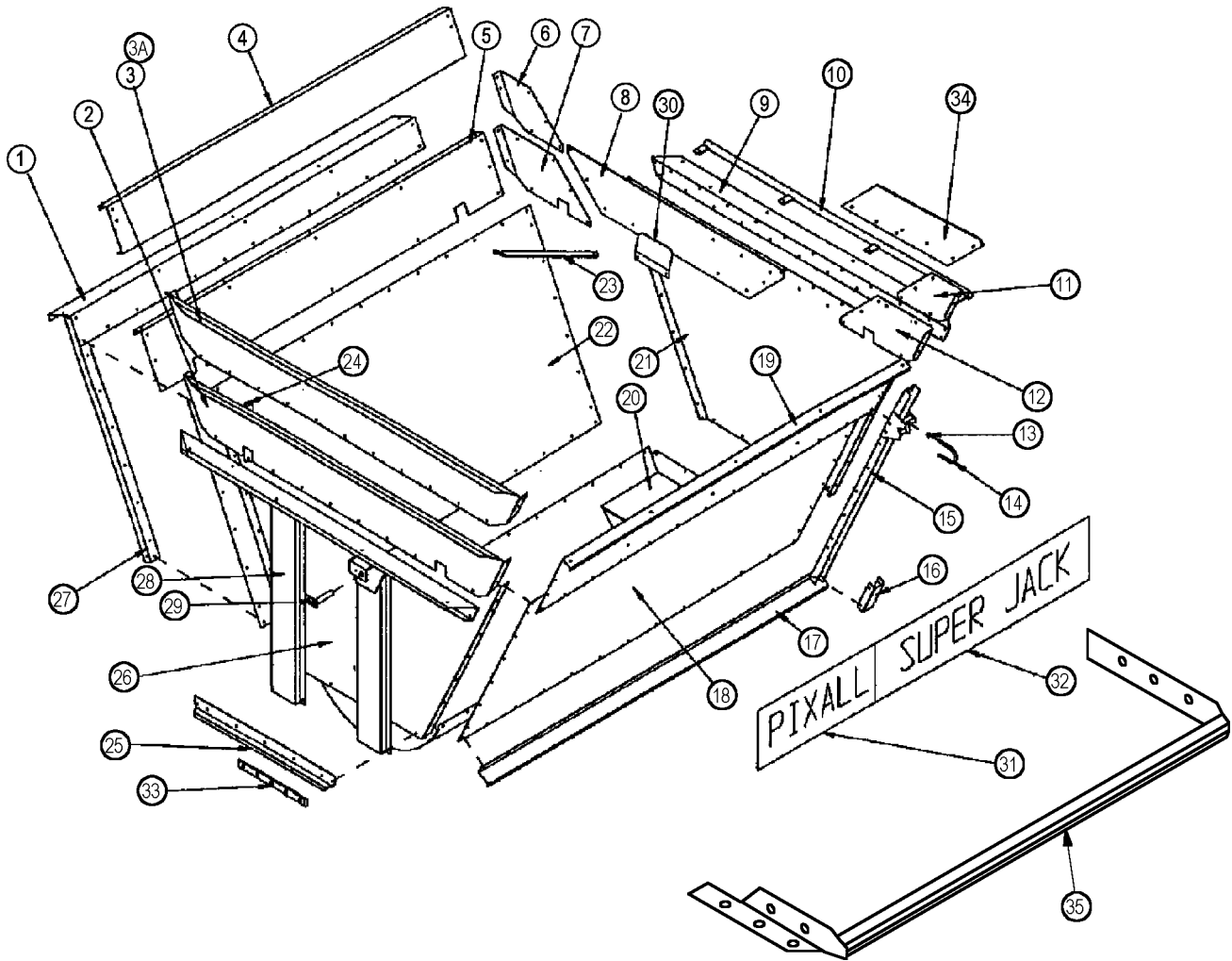
ELEVATOR PULL CABLE

KEY	P/N	DESCRIPTION	USED
1	6004-0236	Cable pulley, assembly	9
	6001-0706	Pulley, cable	1
	6001-0707	Bearing, pulley	1
2	6011-0148	Bushing, pulley 17/32" x 1" x 1-1/16"	1
3	6001-0693	Shield, pulley, long leg	8
4	6030-0366	Shield, pulley, short leg	2
5	6002-0149	Bushing, pulley 21/32" x 1" x 7/8"	7
6	6020-0655	Cable, elevator, dump	1
7	6011-0101	Cable, elevator, lift 75"	1
8	6002-0145	Quick link	2
9	6011-0009	Ring	1
10	6011-0098	Flat, cable anchor	1
11	6030-0375	Cable, elevator lift	1
12	6001-0691	Pulley, center section	1
13	6011-0161	Spacer, pulley (1998 - 2002)	1
14	6001-1376	Shield, medium leg	1
15	6020-0315	Shield, under engine	1
16	6004-0424	Bushing, pulley 17/32" x 1" x 7/8"	1
17	6001-0712	Shield, pulley, two leg	1
18	6020-0322	Chain, elevator	1
19	6030-1006	Anchor, spring	1
20	6030-0258	Flat, spacer	1
21	6020-0343	Turnbuckle	1
22	6004-0225	Spring, tension	1

B

DUMP BOX

B



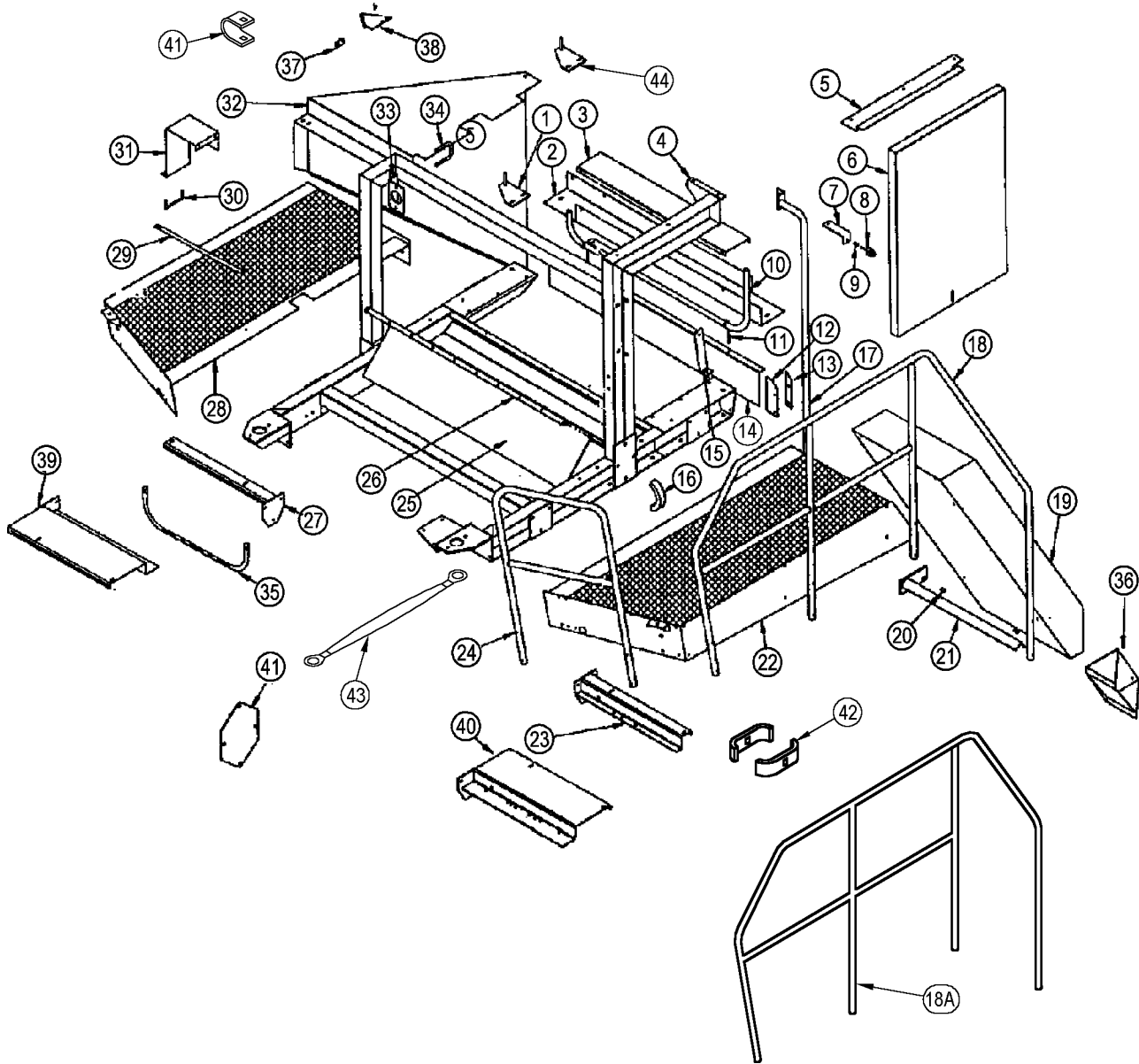
DUMP BOX

KEY	P/N	DESCRIPTION	USED
1	6030-0122	Back side lip sheet	1
2	6030-0125	Lip side rear extension, lower	1
3	6030-0124	Lip side rear extension (1996 - 1998)	1
3A	6030-1205	Lip side rear extension (1998 - 2002) (not shown)	1
4	6002-0108	Dump side lip extension	2
5	6030-0123	Back side sheet extension	1
6	6030-0128	Lip side extension	1
7	6030-0127	Lip side front	1
8	6030-0130	Extension box front, rubber	1
9	6030-0107	Tee weldment	1
10	6020-0733	Bumper weldment	1
11	6030-0129	Lip side extension	1
12	6030-0126	Lip side front	1
13	0002-0251	Nut, 5/8" - 11 serrated flange	10
14	1004-0015	U-bolt	5
15	6030-0114	Pivot channel	5
16	6030-0120	Bumper, pivot channel	5
17	6002-0039	Horizontal brace, box side	2
18	6030-0106	Side sheet	1
19	6030-0121	Dump side sheet, lip	1
20	6030-0100	Tub bottom	1
21	6030-0105	Box end	1
22	6030-0106	Side sheet	1
23	6030-0393	Corner brace	1
24	6030-0394	Corner brace	1
25	6030-0119	Horizontal brace, box ends	2
26	6030-0105	Box end	1
27	6030-0118	Channel	5
28	6030-0108	Tee weldment	1
29	6011-0147	Pin, hydraulic cylinder	2
30	6030-0461	Backup plate for rubber flap	1
31	3000-0200	Decal, "Pixall"	2
32	92009	Decal, "Super Jack"	2
33	1027-0098	Rubber bar, UHMW	2
34	6020-0974	Dump flap	1
35	6030-1208	Arm, torque	1
36	92007	Decal, stripe grn & blk 1-1/2" (not shown)	2
37	92006	Decal, stripe grn & blk (not shown)	2
38	92004	Decal, stripe grn & blk 2-3/8" (not shown)	4

B

PLATFORM ASSEMBLY

B



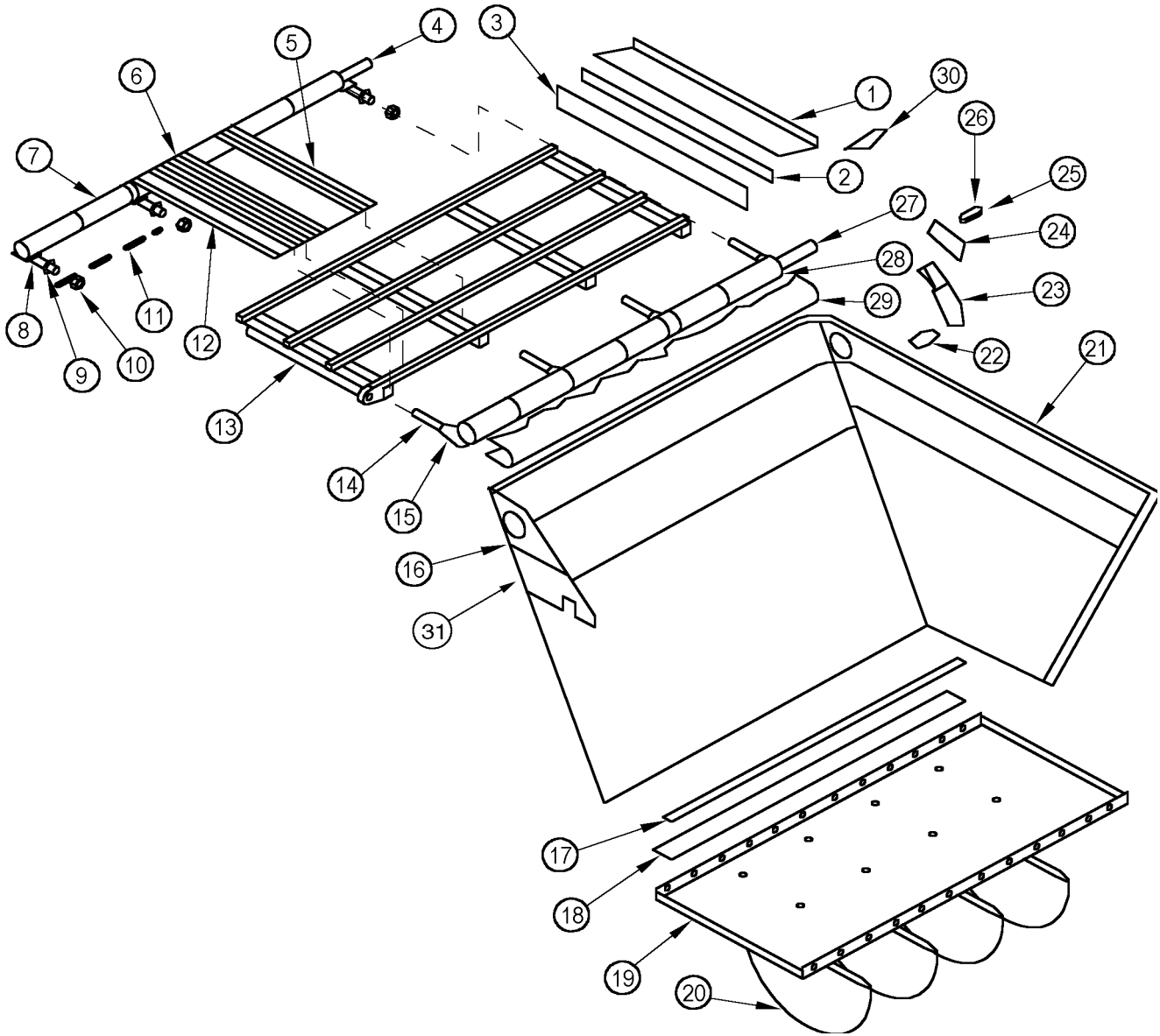
PLATFORM ASSEMBLY

KEY	P/N	DESCRIPTION	USED
1	6020-0264	Hinge, top	1
2	6030-0373	Electrical trough	1
3	6030-0374	Cover, electrical trough	1
4	6030-0027	Cab frame	1
5	6020-0670	Mount shield	1
6	6020-0664	Shield	1
7	6030-0458	Shield stop	1
8	6020-0667	Ear	1
9	1025-0004	Spring	1
10	6030-0170	Handle	1
11	6030-0168	Link gate	2
12	6030-0166	Slide	4
13	6030-0167	Spacer	2
14	6030-0169	Gate	1
15	6030-0164	Pivot post, L.H.	1
	6030-0165	Pivot post, R.H.	1
16	1027-0089	Bumper, door stop	1
17	6030-0073	Handrail, upright	1
18	6030-0069	Handrail, staircase	1
18A	6030-1284	Handrail, rotary screen (optional) (2000 - 2002)	1
19	6020-0096	Staircase	1
20	6001-0327	Rubber mount, 3/8"	2
21	6020-0245	Stairway support	1
22	6030-0060	Platform, L.H.	1
23	6020-0105	Handrail, L.H.	1
	6020-0102	Handrail, R.H.	1
24	6030-0512	Sealer belt	1
25	6020-0121	Backup strip	1
26	6020-1002	Platform arm	4-6
27	6030-0065	Platform, R.H.	1
28	6020-0512	Brace	1
29	6007-0269	U-bolt	1
30	6007-0268	Cover, AMP connector	1
31	6020-0258	Shield, side	1
32	6030-0047	Z-iron, cab mount	2
33	6030-0048	U-bolt	2
34	6020-1167	Hose guard (1998 - 2002)	1
35	6020-0982	Ladder extension	1
36	6008-0364	Lock	1
37	6020-0990	Latch plate w/top (1996)	1
37A	6030-1159	Latch plate w/hole (1998 - 2002)	1
38	6030-1152	Platform arm, R.H. (stalk ejector) (1998 - 2002, not shown)	1
39	6030-1153	Platform arm, L.H. (stalk ejector) (1998 - 2002)	1
40	6030-1160	Cover, (stalk ejector)	2
41	6020-0563	Clamp	2
42	6020-0564	Clamp	2
43	1040-0801	Ground strap	1
44	6020-0267	Hinge	1

B

OPTIONAL DUMP CONVEYOR

B



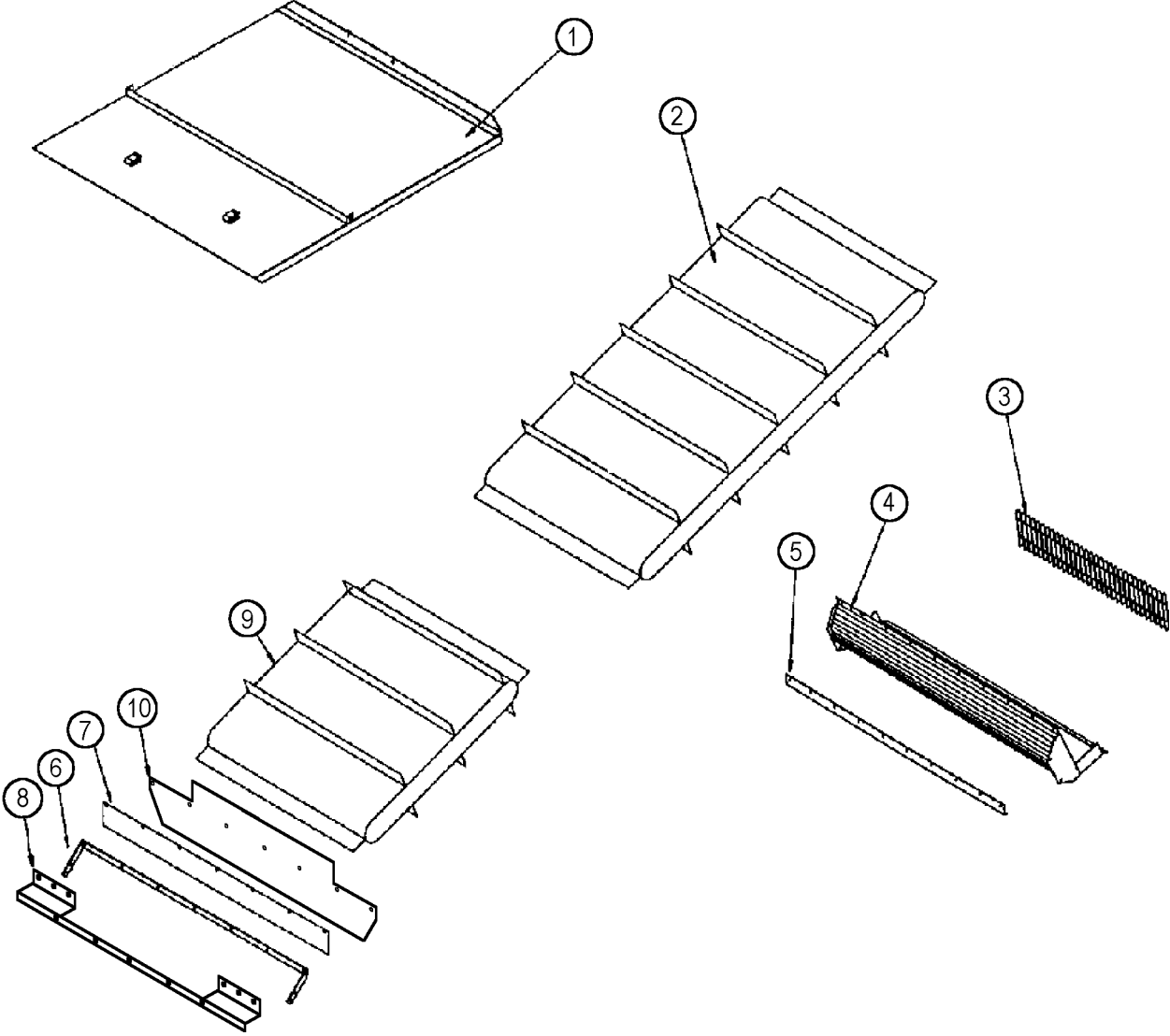
OPTIONAL DUMP CONVEYOR

KEY	P/N	DESCRIPTION	USED
1	6002-0239	Belt guide, L.H.	1
	6002-0240	Belt guide, R.H.	1
2	6002-0195	Cover strip, L.H.	1
	6002-0196	Cover strip, R.H.	1
3	1021-0183	Side belt	2
4	6002-0175	Shaft driver	1
5	6002-0180	Guide, V-belt	4
6	6002-0181	Hat channel	9
7	6002-0169	Roller driver	3
8	6002-0171	Threaded rod, long	4
9	6002-0198	Adjustable sprocket	4
10	0002-0393	Nut, 1" - 14 hex	14
11	1019-0496	Chain roller, RC35	2
12	6002-0192	Pan, outside	2
13	6002-0177	Frame	1
14	6002-0170	Threaded rod, short	4
15	1015-0153	Bearing hanger, special thread	8
16	6002-0223	Front plate (1996 - 2001)	1
16A	6030-0501	Front plate (2002)	1
17	6002-0194	Cover strip, bottom	1
18	1021-0185	Bottom belt	1
19	6002-0237	Dump box floor, Super Jack	1
20	6002-0236	Floor support, Super Jack	4
21	6030-0503	Rear lip extension	1
22	6002-0217	Mounting angle, long	1-2
23	6030-0494	Torque plate dump conveyor	1
24	6002-0191	Torque arm	1
25	1006-0175	Key, 5/16" x 5/16" x 1"	2
26	6002-0172	Coupling, rigid clamp	1
27	6002-0174	Shaft, idler	1
28	6002-0168	Roller, idler	3
29	1021-0181	Belt, 118	1
30	6002-0247	Belt guide, filler (1996)	2
30A	6002-0249	Belt guide, filler (1998 - 2002)	2
31	6030-0504	Front plate	1

B

CORN BELT OPTION (Middle Conveyor and Elevator)

B



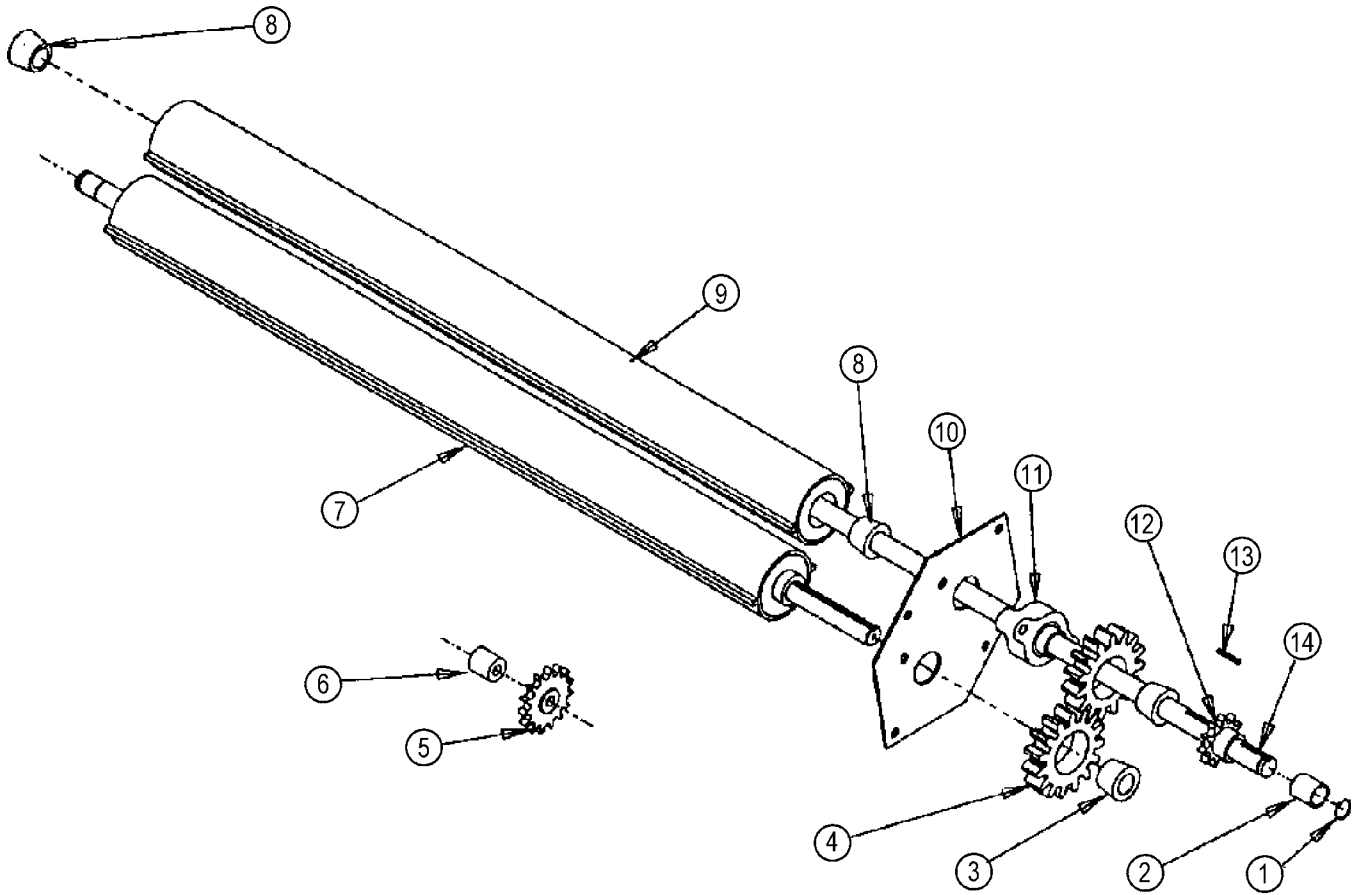
CORN BELT OPTION (Middle Conveyor and Elevator)

KEY	P/N	DESCRIPTION	USED
1	6030-1000	Elevator cover	1
2	-	Belt	1
-	1021-0220	Belt laced, elev (corn)	-
-	1021-0383	Belt bolted assy, elev (corn)	-
3	6020-0918	Grate	2
4	6020-0146	Pan	1
5	6020-0919	Backup angle	1
6	6030-1142	Corn stop weldment	1
7	6030-1144	Belt, 2-ply	1
8	-	Middle conveyor belt (corn option)	1
-	6030-1145	Belt laced, middle (corn)	-
-	1021-0381	Belt bolted assy, middle (corn)	-
9	6050-7372	Corn saver (1999 - 2002)	1
10	6050-7373	Sealer strip (1999 - 2002)	1

B

STALK EJECTORS

B



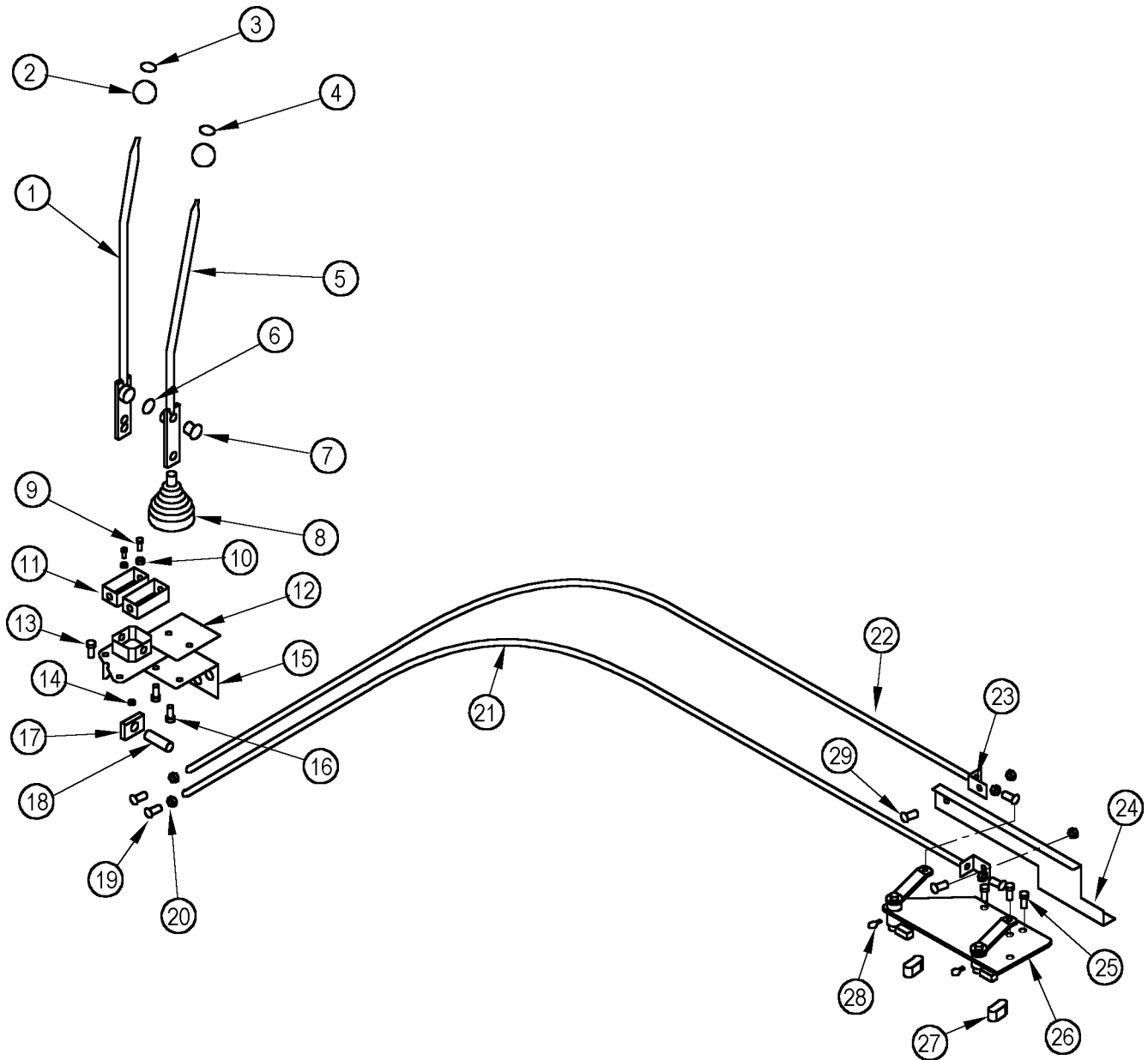
STALK EJECTORS

KEY	P/N	DESCRIPTION	USED
1	1016-0013	Retaining ring	3
2	6008-0325	Bushing	1
3	0001-0178	Taper lock	2
4	7003-0275	Ejector gear	2
5	1019-0577	Idler sprocket	2
6	6001-0652	Bushing	1
7	6020-0470	Ejector roller driver	1
8	0001-0179	Taper lock	2
9	6020-0117	Ejector roller driven	1
10	6020-0078	Ejector plate	2
11	1015-0117	Bearing	4
12	1019-0407	Drive sprocket	1
13	1019-0230	Key	1
14	6020-0179	Idler shaft	1

B

CAB & ELECTRIC

GEAR SHIFT CONTROL
(not used with Dana Transmission)

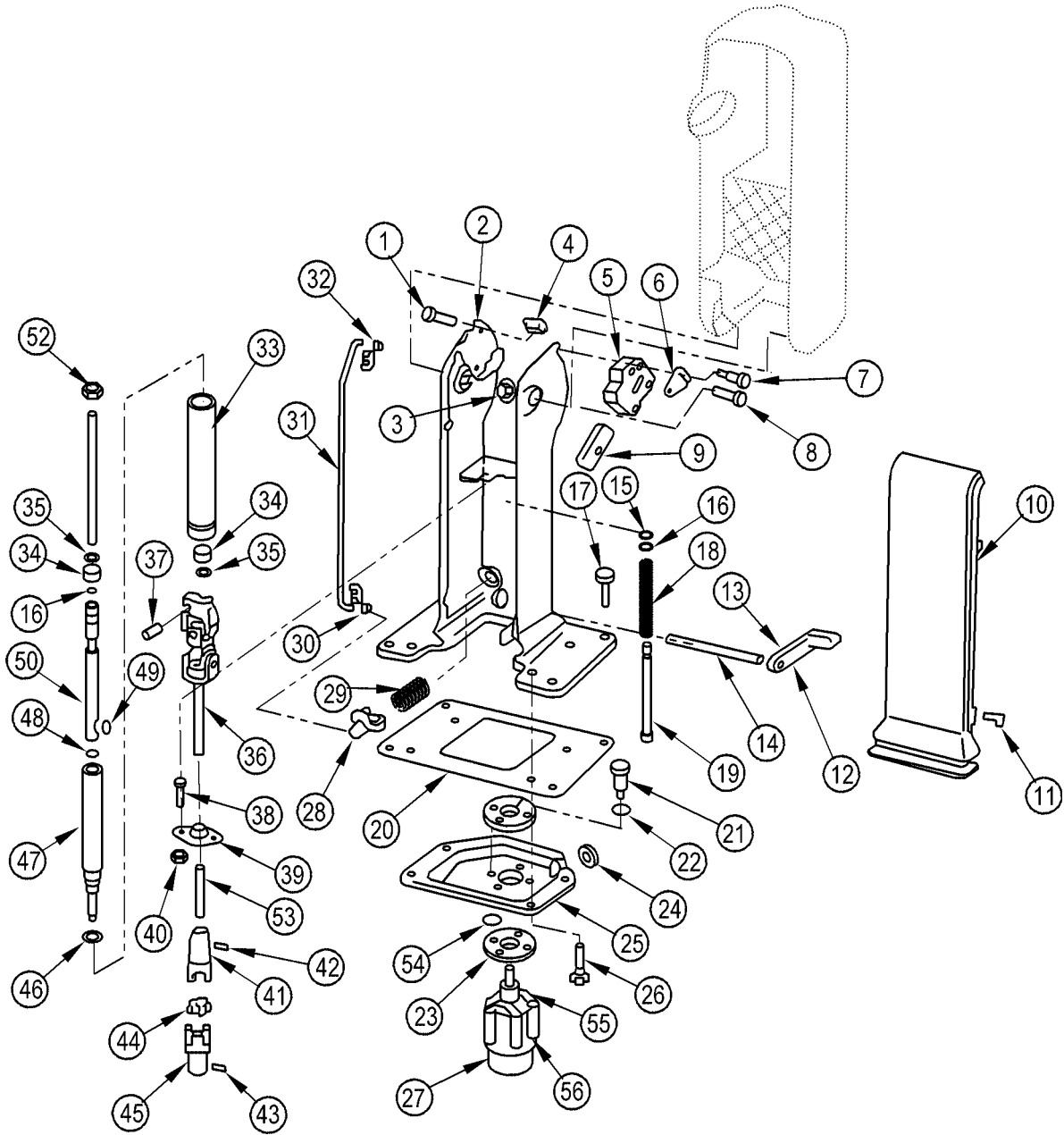


GEAR SHIFT CONTROL
(not used with Dana Transmission)

KEY	P/N	DESCRIPTION	USED
1	6020-0204	Shifter lever, long	1
2	6001-0768	Shifting knob	2
3	3000-0318	Decal, "1st - 2nd"	1
4	3000-0319	Decal, "Hi - Low"	1
5	6020-0205	Shifting lever, short	1
6	0002-0455	Machine washer, 1/16" x 3/4"	2
7	6001-0365	Bushing, plastic	5
8	7001-0315	Boot	2
9	0002-0483	Bolt, 1/4" - 20 slt round head	2
10	0002-0043	Washer, 1/4" split lock	2
11	6020-0186	Cover, weldment	1
12	6020-0189	Shifting box	1
13	0002-0778	Bolt, M8 x 1.25 x 20 GR. 8.8 zinc	4
14	0002-0567	Set screw, 1/4" - 20	1
15	6030-0575	Bracket, transmission cable	1
16	0002-0778	Bolt, M8 x 1.25 x 20 GR. 8.8 zinc	4
17	6020-0184	Spacer block	1
18	6020-0185	Pin	1
19	6001-0351	Rod end, 3/8" - 24, R.H.	4
20	0002-0388	Hex nut, 3/8" - 24, R.H.	12
21	6030-0572	Transmission cable, 164"	1
22	6030-0571	Transmission cable, 153"	1
23	6020-0892	Cable bracket	1-2
24	6020-0891	Cable mounting, transmission	1
25	0002-0169	Bolt, 5/8" x 1-1/4" hex	2
26	6001-1035	Transmission shifter	1
27	1019-0483	Connector link	2
28	1015-0027	Grease zirk	5
29	0002-0031	Bolt, 3/8" x 3/4" hex	2

C

LOWER STEERING COLUMN

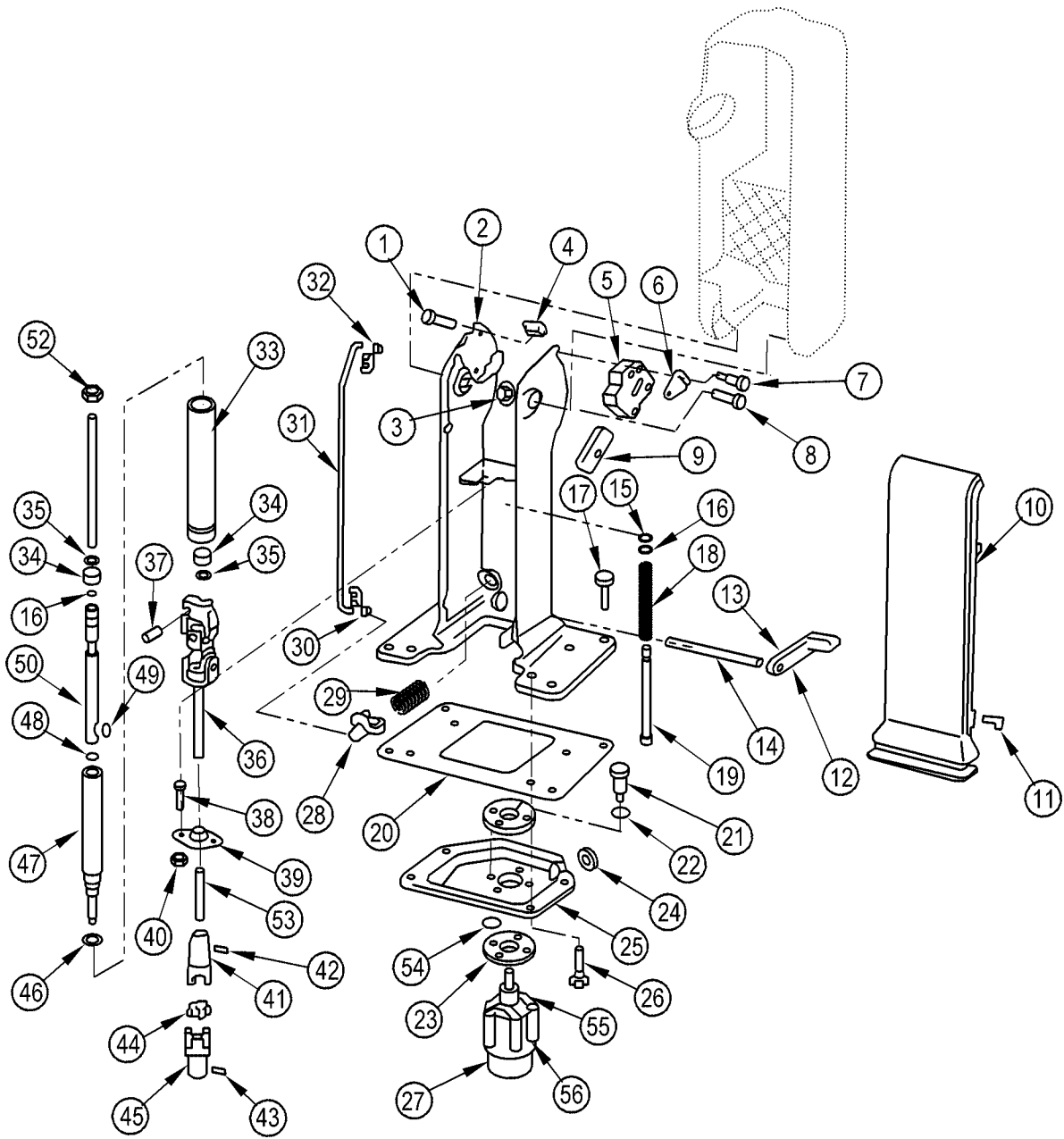


LOWER STEERING COLUMN

KEY	P/N	DESCRIPTION	USED
1	0002-0742	Screw	3
2	6007-0154	Housing	1
3	0002-0756	Nut	2
4	6007-0155	Bumper	1
5	6007-0156	Housing	1
6	6007-0157	Crank	1
7	0002-0757	Bolt	2
8	0002-0741	Bolt	2
9	6007-0158	Pawl	1
10	6007-0159	Cover	1
11	0002-0746	Screw	4
12	6007-0160	Pedal	1
13	0002-0760	Spring pin	2
14	6007-0161	Shaft	1
15	1016-0238	Snap ring	1
16	0002-0761	Washer	1
17	0002-0744	Screw	4
18	1025-0020	Spring	1
19	6007-0162	Rod	1
20	1021-0196	Sealant	1
21	0002-0763	Bolt	4
22	0002-0764	Washer	4
23	1027-0090	Isolator	2
24	1021-0197	Grommet	1
25	6007-0163	Support	1
26	0002-0765	Screw	4
27	6005-1243	Steering orbitrol	1
28	6007-0164	Arm	1
29	1025-0021	Spring	1
30	6007-0165	Clip	1
31	6007-0166	Rod	1
32	6007-0167	Clip	1
33	6007-0168	Housing	1
34	1015-0234	Ball bearing	2
35	1016-0239	Snap ring	2
36	1015-0235	Universal joint, w/shaft	1
37	0002-0766	Spring pin	1
38	0002-0767	Screw	2
39	1015-0236	Bearing	1
40	0002-0768	Flange nut	2
41	6007-0169	Coupling	1
42	0002-0769	Cap screw	1
	0002-0770	Lock nut	1
43	0002-0727	Set screw	2
44	1027-0091	Isolator	1
45	6007-0170	Splined coupling	1
46	0002-0772	Washer	2
47	6007-0171	Steering wheel shaft	1
48	6005-1219	O-ring	1
49	0002-0773	Shaft key	1
50	6007-0172	Steering wheel shaft	1

C

LOWER STEERING COLUMN
(continued)

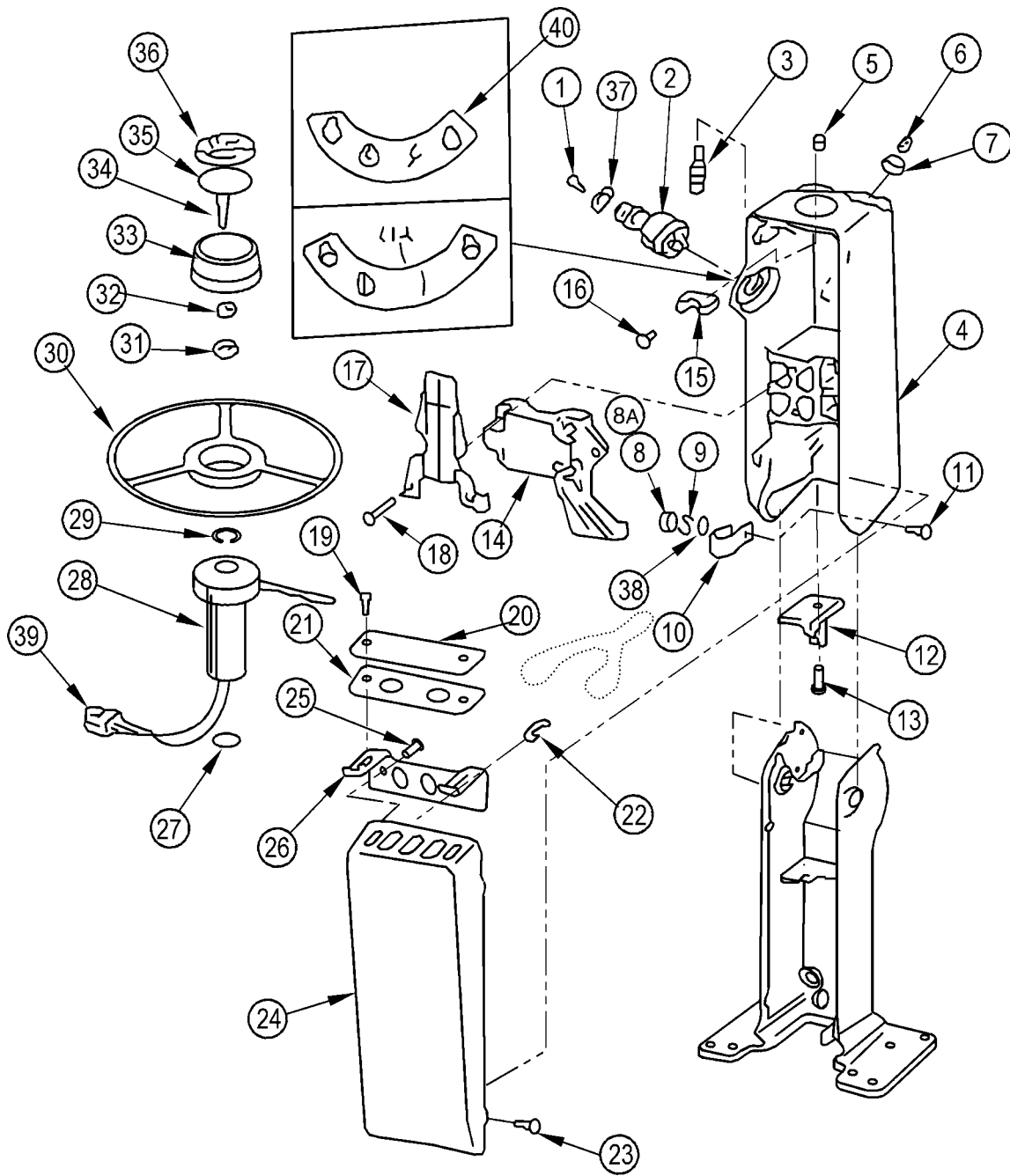


LOWER STEERING COLUMN
(continued)

KEY	P/N	DESCRIPTION	USED
51	6007-0173	Rod	1
52	0002-0774	Nut	1
53	0002-0775	Spring pin	1
54	0002-0776	Washer	4
55	6007-0127	Steering column adapter	1
56	0002-0779	12 point bolt	4



UPPER STEERING COLUMN



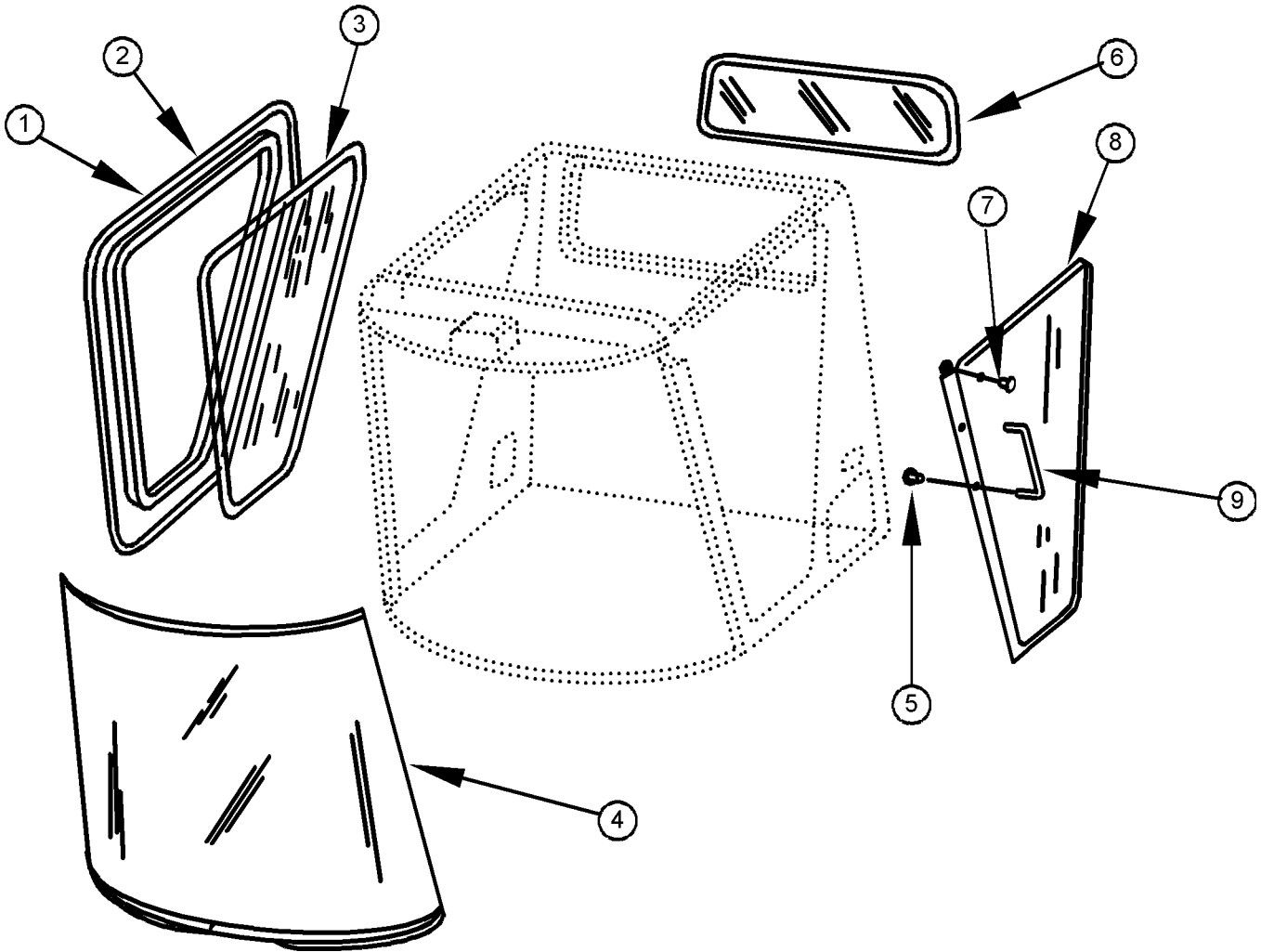
UPPER STEERING COLUMN

KEY	P/N	DESCRIPTION	USED
1	6007-0137	Key	1
2	1040-0764	Switch	1
3	1040-0765	Switch	1
4	6007-0139	Housing	1
5	6007-0140	Cap	1
6	6007-0141	Cap	1
7	6007-0142	Guard	1
8	0002-0738	Nut (1996)	2
8A	0002-0756	Nut (1996 - 2000)	2
9	0002-0739	Lock washer	2
10	0002-0740	Clip	1
11	0002-0741	Bolt	2
12	6007-0143	Gear	1
13	0002-0742	Screw	2
14	6007-0144	Clamp	1
15	6007-0145	Guide	1
16	6007-0743	Screw	1
17	6007-0146	Guard	1
18	0002-0744	Screw	4
19	0002-0745	Screw	1
20	6007-0147	Panel	1
21	6007-0148	Panel	1
22	1040-0766	Bulb	1
23	0002-0746	Screw	4
24	6007-0149	Cover	1
25	0002-0747	Screw	2
26	6007-0150	Retainer	1
27	1016-0237	Snap ring	1
28	1040-0767	Switch	1
29	1016-0237	Snap ring	1
30	6007-0151	Steering wheel	1
31	0002-0749	Nut	1
32	0002-0749	Nut	1
33	6007-0152	Knob	1
34	0002-0752	Cap screw	1
35	6005-1220	O-ring	1
36	6007-0153	Cap	1
37	0002-0753	Nut	1
38	0002-0754	Washer	1
39	1040-0622	Connector	1
40	3000-0284	Label	1
	3000-0285	Label	1

C

CAB GLASS & DOOR

C



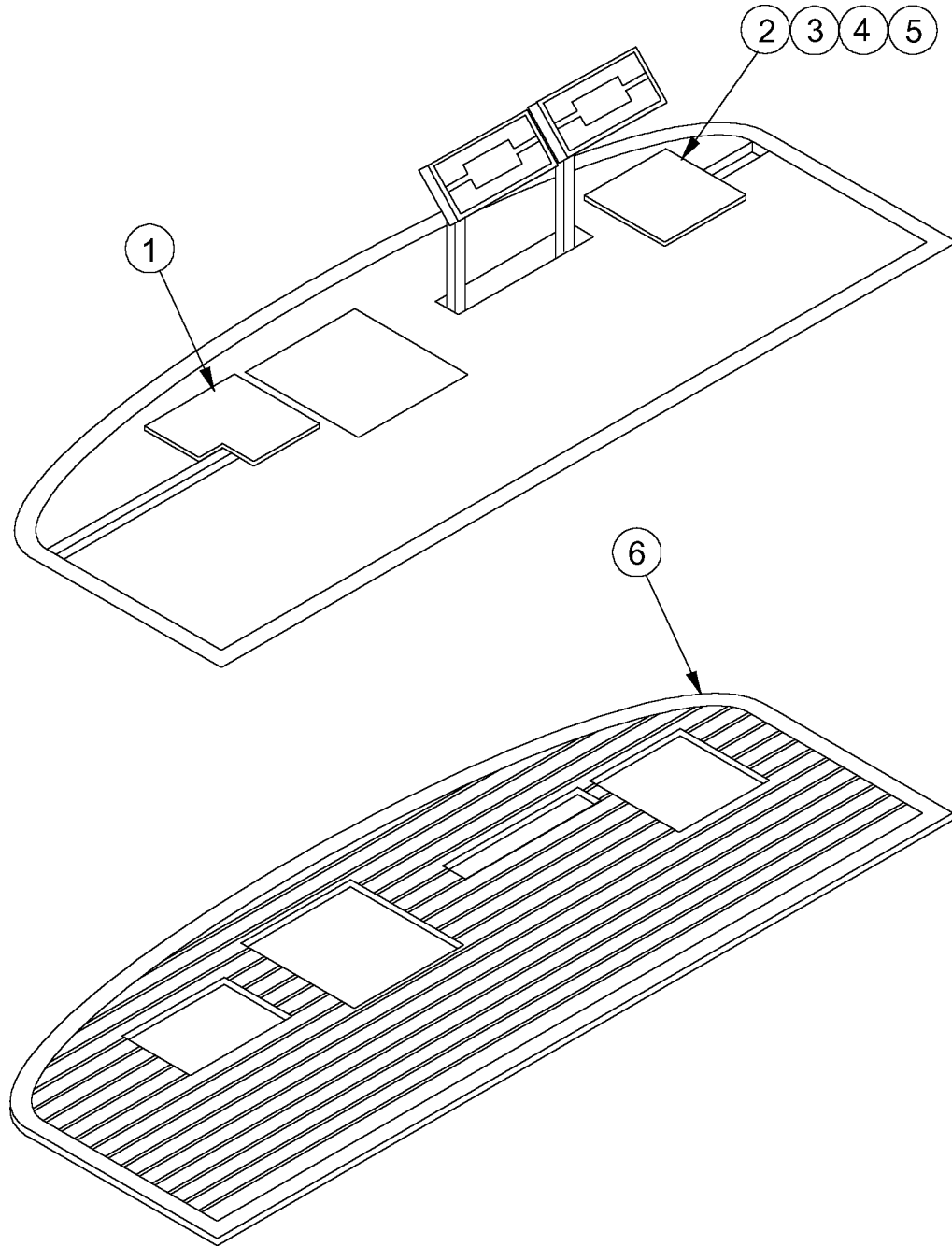
CAB GLASS & DOOR

KEY	P/N	DESCRIPTION	USED
1	6007-0255	Weatherstrip	1
2	6007-0256	Emergency exit rope	1
3	6007-0182	Window, right side	1
4	6007-0179	Windshield	1
	6020-1134	Windshield (European)	1
5	0002-0800	Cap screw, M10 x 20	AR
6	6007-0181	Window, rear	1
7	0002-0801	Screw, M6 x 16	AR
8	6007-0180	Door window	1
9	6007-0257	Rail	1

C

CAB FLOOR & MATS

C

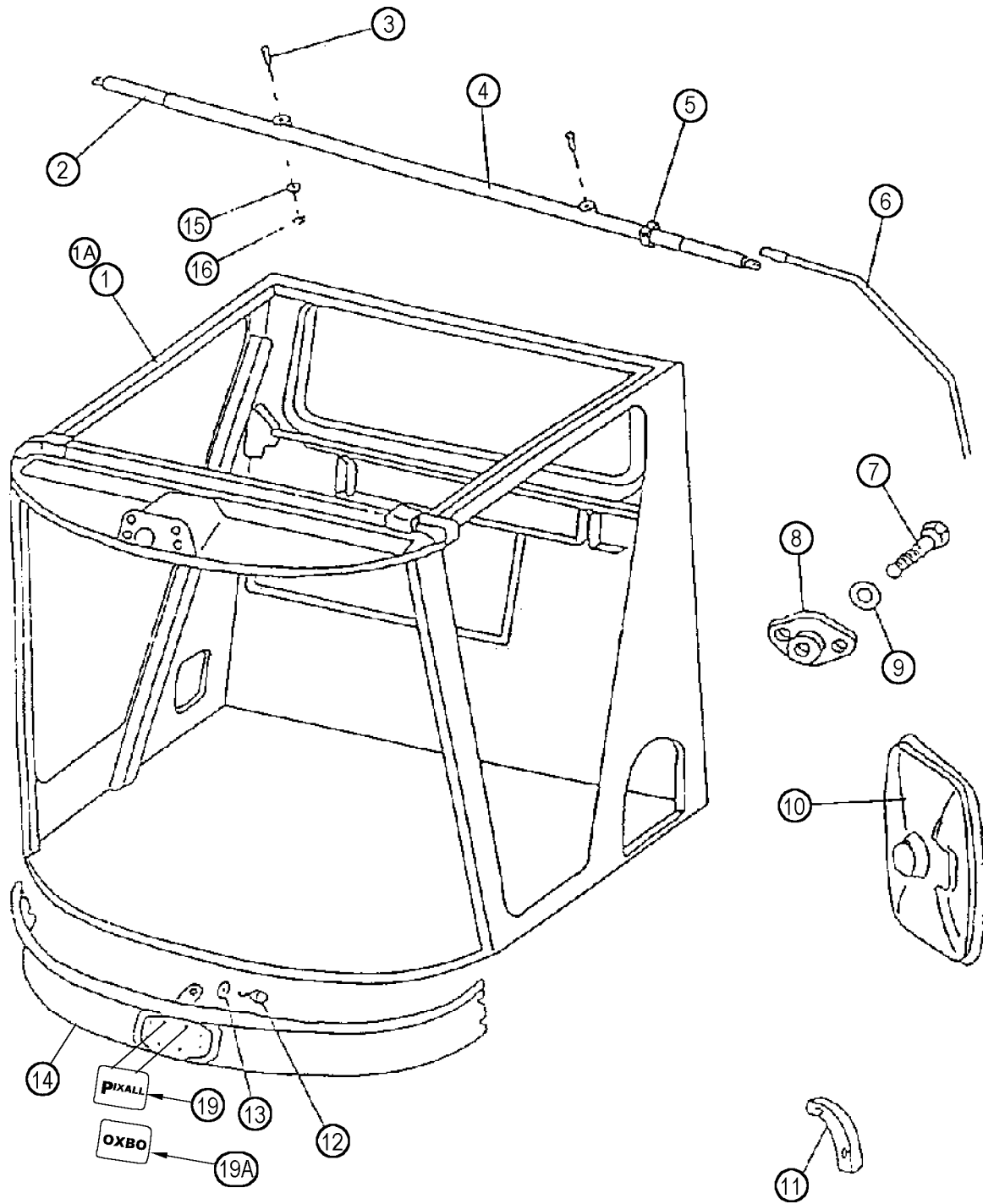


CAB FLOOR & MATS

KEY	P/N	DESCRIPTION	USED
1	311578	Cover, parking brake hole	1
2	311579	Cover, shifter hole	1
3	0002-0400	Capscrew, 10-32 x 1/2"	2
4	0002-0403	Lockwasher, #10 split lock	2
5	0002-0398	Nut, 10-32 hex	2

C

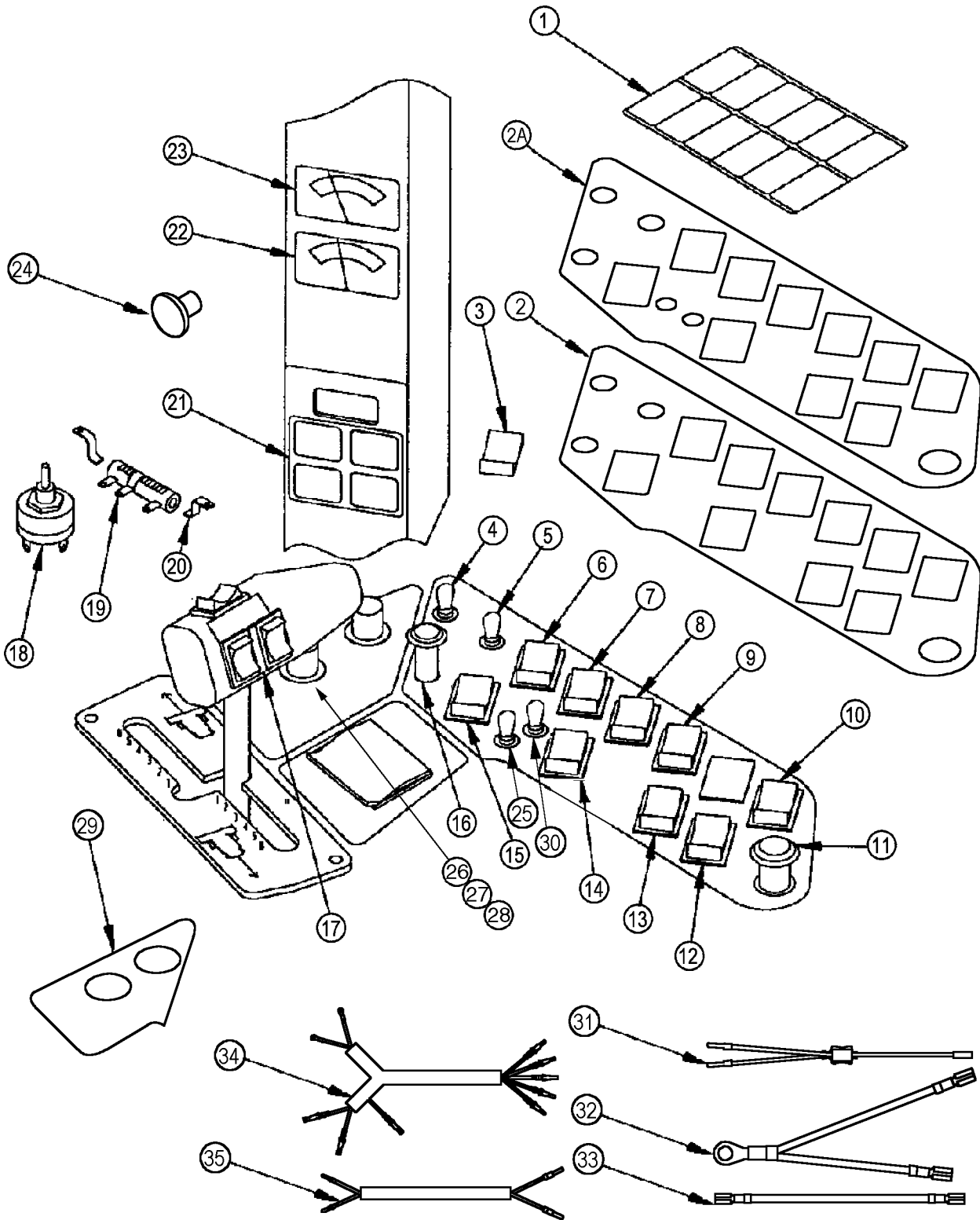
CAB ATTACHMENTS



CAB ATTACHMENTS

KEY	P/N	DESCRIPTION	USED
1	6020-0987	Cab frame w/E glass (1996 - 2001)	1
1A	13278	Cab frame w/E glass (2002)	1
2	6020-0776	Mirror staff	2
3	0002-0836	Bolt, M10 x 90	2
4	6020-0756	Mirror mount	1
5	6007-0061	Clamp	2
6	6020-0759	Leg	2
7	0002-0786	Bolt, M16 x 110 hex	2
8	6007-0192	Rubber mount	2
9	0002-0787	Washer, 17.5 x 56 x 5 mm	2
10	6007-0126	Rear view mirror	2
11	1027-0089	Bumper door stop	1
12	0002-0778	Bolt, M8 x 20 hex	3
13	0002-0002	Flat washer, 3/8"	3
14	6007-0178	Cab skirt	1
15	0002-0790	Flat washer	2
16	0002-0791	Washer, rubber	2
17	1040-0820	Windshield wiper motor	1
18	55088	Shaft pivot windshield wiper	1
19	3000-0372	Emblem, "Pixall"	AR
19A	3000-0373	Emblem, "OXBO"	AR

SWITCHES & GAUGES



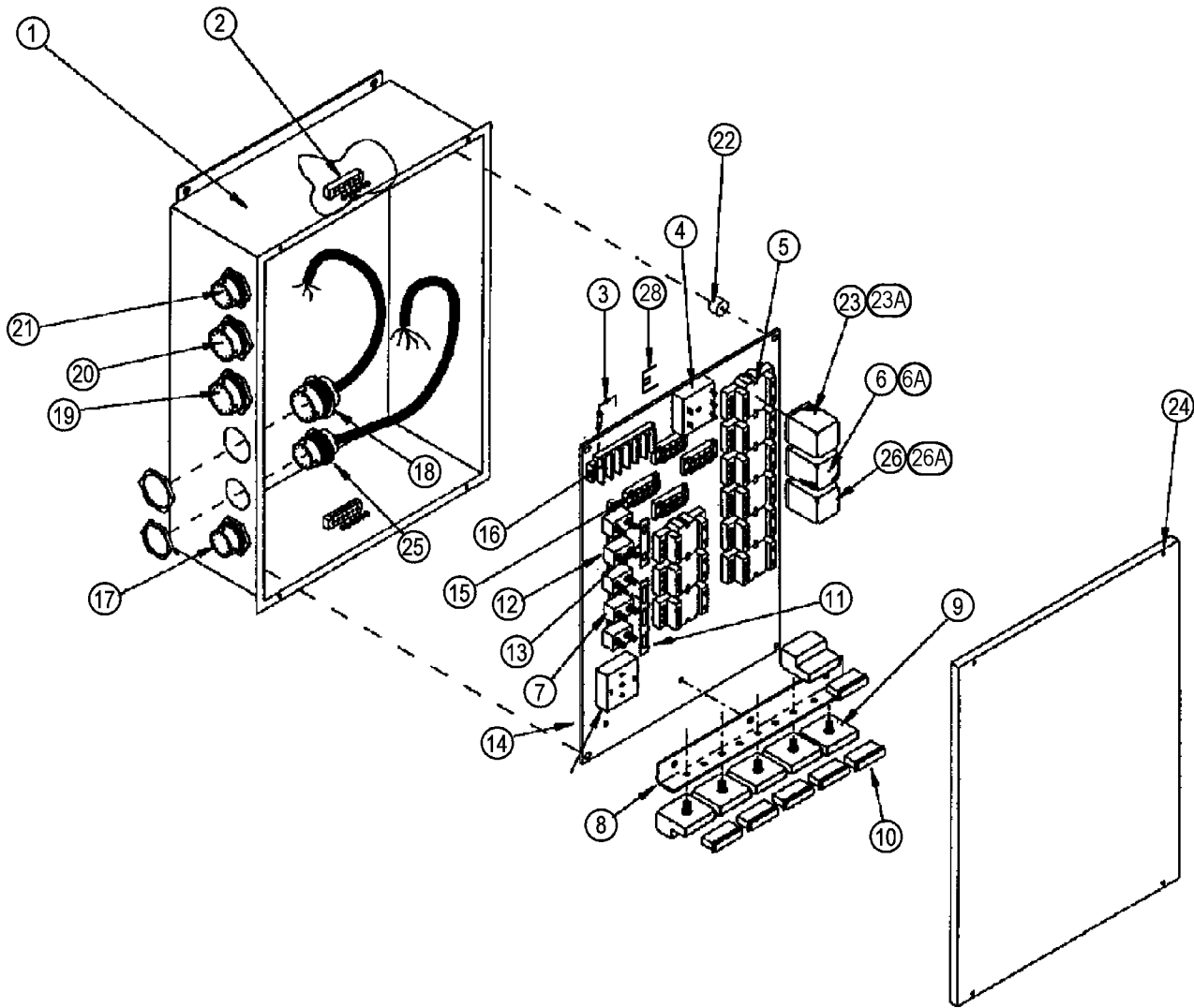
SWITCHES & GAUGES

KEY	P/N	DESCRIPTION	USED
1	3000-0336	Decal kit, cab switches	1
2	3000-0338	Decal, arm rest switches (1996 - 2000)	1
2A	91107	Decal, arm rest switches (2001 - 2002)	1
3	1040-0795	Switch cover	AR
4	1040-0819	Switch toggle, header - On & Off	1
5	1040-0819	Switch toggle, cleaning fans - On & Off	1
6	1040-0787	Switch, engine RPM - Increase & Decrease	2-4
7	1040-0787	Switch, dump-box - Dump & Return	2-4
8	1040-0788	Switch, auto header - On & Off	1-2
9	1040-0787	Switch, stalk ejector - On & Off	2-4
10	1040-0787	Switch, discharge hoods - Up & Down	2-4
11	7001-0502	Cigarette lighter	1
12	1040-0787	Switch, fan speed - Increase & Decrease	2-4
13	1040-0788	Switch, dump conveyor - On & Off	1
14	1040-0787	Switch, dump-box - Raise & Lower	2-4
15	1040-0787	Switch, header speed - Increase & Decrease	2-4
16	70950	Switch, conveyor - On & Off	1
17	71319	Switch cluster, ground drive lever	1
18	1040-0972	Rheostat	1
19	1040-0973	Resistor, variable	1
20	1040-1001	Resistor mounts (pair)	1
21	1040-0620	Gauge, tachometer & speedometer	1
22	1040-0818	Gauge, water temperature	1
23	1040-0817	Gauge, fuel level	1
24	2010-0173	Knob	1
25	1040-0871	Switch, On/Off for fan chooser (dual fan)	AR
26	70950	Switch, push-pull, 2 position, 3-pole	1
27	71389	Knob, push-pull	1
28	71390	Nut, locking	2
29	92035	Decal, arm rest switches	1
30	70796	Switch, toggle, 2 position, locking	1
	1040-0878	Harness spider (not shown)	1
31	1040-0879	Harness splitter (1998 - 2002)	1
32	1040-1103	Wire assembly (1998 - 2002)	1
33	1040-1104	Wire assembly (1998 - 2002)	2
34	1040-1143	Cab jumpers (1998 - 2002)	1
35	1040-1144	Harness brake (1998 - 2002)	1
	5500-0142	Fire extinguisher (not shown)	1

C

FAN BOX

C



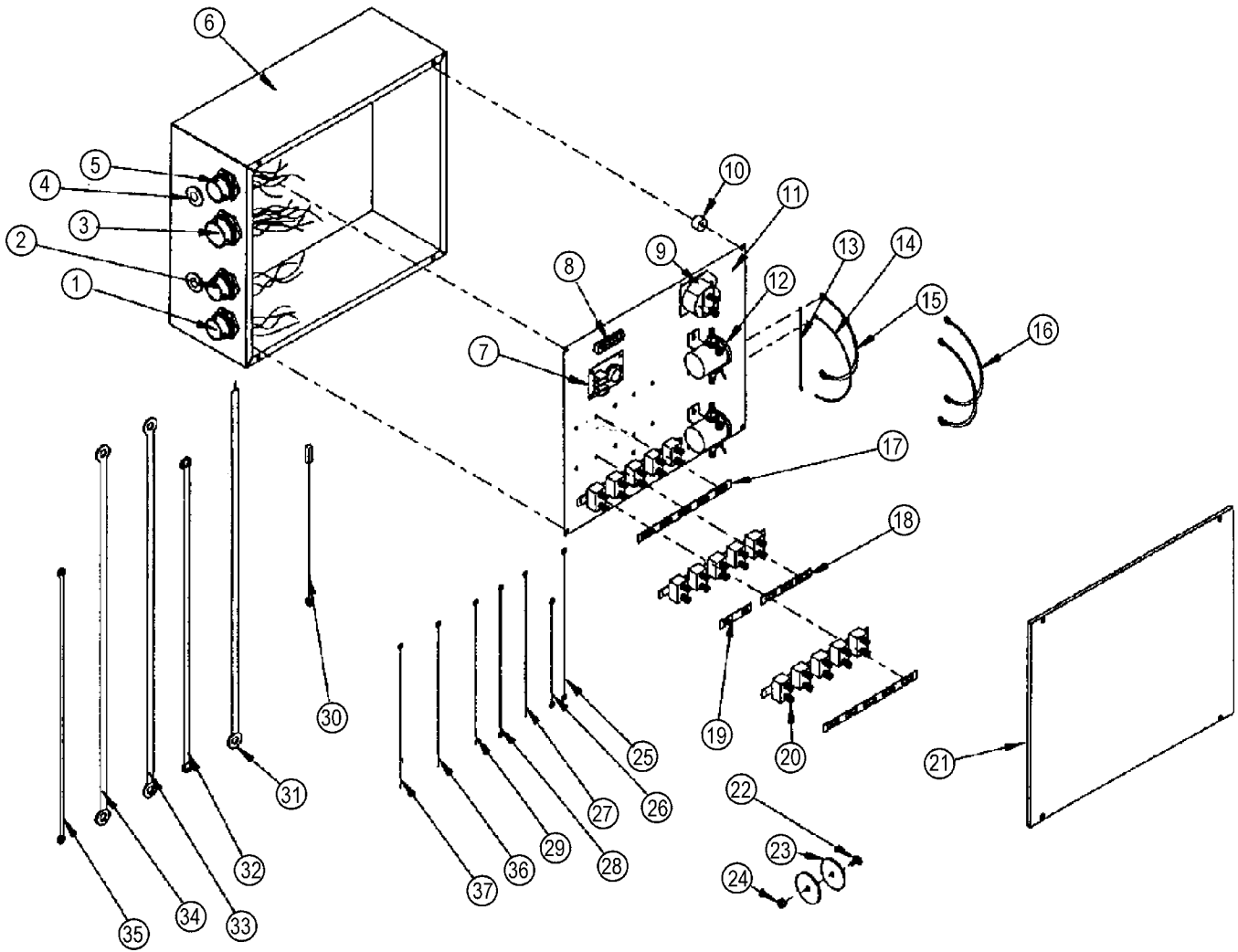
FAN BOX

KEY	P/N	DESCRIPTION	USED
1	6030-0482	Electrical box, fan frame	1
2	1040-0466	Grounding bar	2
3	1040-0569	Diode, axial 12 volt, 10 amp	6-10
4	1040-0615	Timer, flasher	1
5	1040-0431	Relay socket	9-10
6	1040-0464	Relay, general purpose, 3 PDT 10 amp, dust covered	5-8
6A	70319	Relay, 2 PDT, 10 amp	1
7	1040-1011	Circuit breaker, 50 amp	1
8	1040-0678	Plate bracket, fuse box	1
9	1040-0629	Relay, reversing module - 12 volt, 20 amp	6-7
10	1040-0630	Connector, reversing relay	6-7
11	1040-0603	Bar relay, 3 terminal plate, aluminum	1
12	1040-0619	Circuit breaker, 15 amp	4
13	1040-0660	Bar relay, 2 terminal plate, aluminum	1
14	6030-0358	Electrical panel cleaning frame	1
15	1040-0434	Terminal Block	3-4
16	1040-0467	Terminal block, 6 position	1
17	1040-0746	Wire harness, fan frame (GA)	1
18	1040-1097	Fan box plug #4 (1998 - 1999)	1
19	1040-1126	Fan box plug #3 (1998 - 2002)	1
20	1040-1142	Harness fan box plug #2 (BB) (1998 - 2002)	1
21	1040-1109	Fan box harness power (DD)	1
22	6030-0361	Spacer insulative nylatron, fuse box	4
23	1040-0663	Relay, general purpose, 2 PDT, 10 amp, dust covered	1
23A	71073	Relay, 4 PDT, 10 amp	1
24	1040-0855	Cover	1
25	1040-1140	Wire harness #6 (HB)	1
26	1040-1111	Relay, general purpose - 3 PDT, 15 amp	3-4
26A	70319	Relay, 2 PDT, 10 amp	1
27	6007-0088	Relay, hi-low beam switch	1
28	1040-0662	Resistor	1

C

ENGINE BOX

C



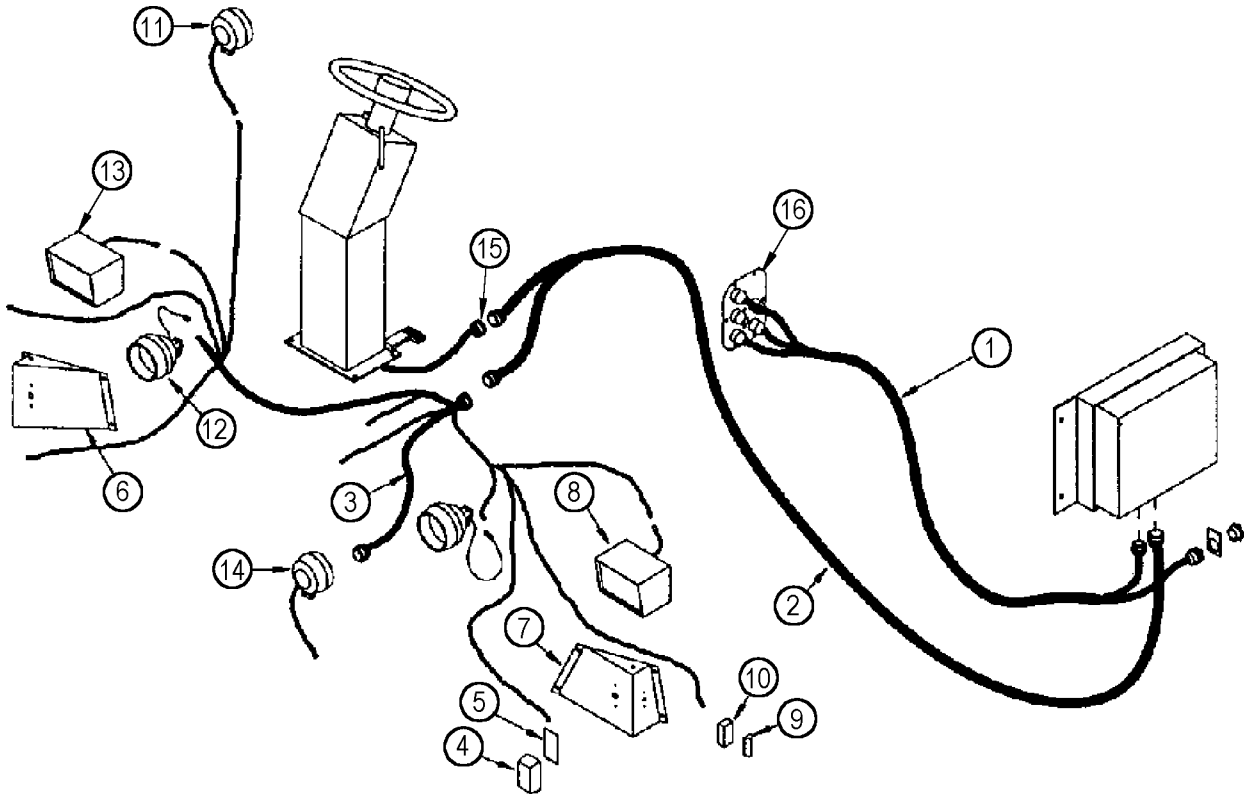
ENGINE BOX

KEY	P/N	DESCRIPTION	USED
1	1040-0750	Engine box harness (DF)	1
2	1040-0749	Engine box harness (DG)	1
3	1040-0748	Engine box harness (CC)	1
4	1040-0058	Grommet, .687 x 1.000 x 1.312 x .187, mat	2
5	1040-1110	Engine box harness (DE) (1998 - 2002)	1
6	6030-0481	Engine box, engine	1
7	1040-0863	Diode for John Deere tachometer	1
8	1040-0466	Ground bar	1
9	1040-0054	Solenoid	1
10	6030-0361	Spacer insulative nylatron, fuse box	4
11	6030-0349	Mounting plate, engine box	1
12	1040-0227	Relay, accessory - 80 amp	1-2
13	1040-0573	Wire, ground jumper acc to acc	1
14	1040-0608	Wire, ignition relay to buss	1
15	1040-0572	Wire, jumper acc to acc	1
16	1040-0605	Wire, accessory relay jumper	2-3
17	1040-0904	Bar, relay 5 terminal, straight	1-2
18	1040-0603	Bar, relay 3 terminal plate, aluminum 080	1
19	1040-0660	Bar, relay 2 terminal plate, aluminum 080	1
20	1040-0619	Circuit breaker, 15 amp	2-3
	1040-0468	Circuit breaker, 20 amp	7-9
	1040-0057	Circuit breaker, 30 amp	1
	1040-0618	Circuit breaker, 40 amp	1-2
	1040-1011	Circuit breaker, 50 amp	1-3
21	1040-0855	Cover, electrical box	1
22	0002-0483	Screw, 1/4" - 20 x 1/2"	1
23	1040-0895	Plate, hole plug	2
24	0002-0239	Nut, 1/4" - 20 nylock	1
25	1040-0703	Wire, top acc relay to regulator top terminal	1
26	1040-0607	Wire, jumper breaker to breaker	1
27	1040-0575	Wire, ground to starter relay	1
28	1040-0606	Wire, acc power to starter	1
29	1040-0574	Wire, ground to acc	1
30	1040-0706	Lockout to field terminal on alternator	1
31	1040-0576	Ground to rear frame	1
32	1040-0799	Wire, acc relay to alternator	1
33	1040-0800	Wire, starter to starter relay	1
34	1040-0579	Wire, acc relay to starter	1
35	1040-0708	Wire, alternator to ground bar	1
36	1040-1072	Jumper wire, ground to voltage regulator	1
37	1040-1073	Jumper wire, acc relay to reg sense	1

C

CAB HARNESS

C



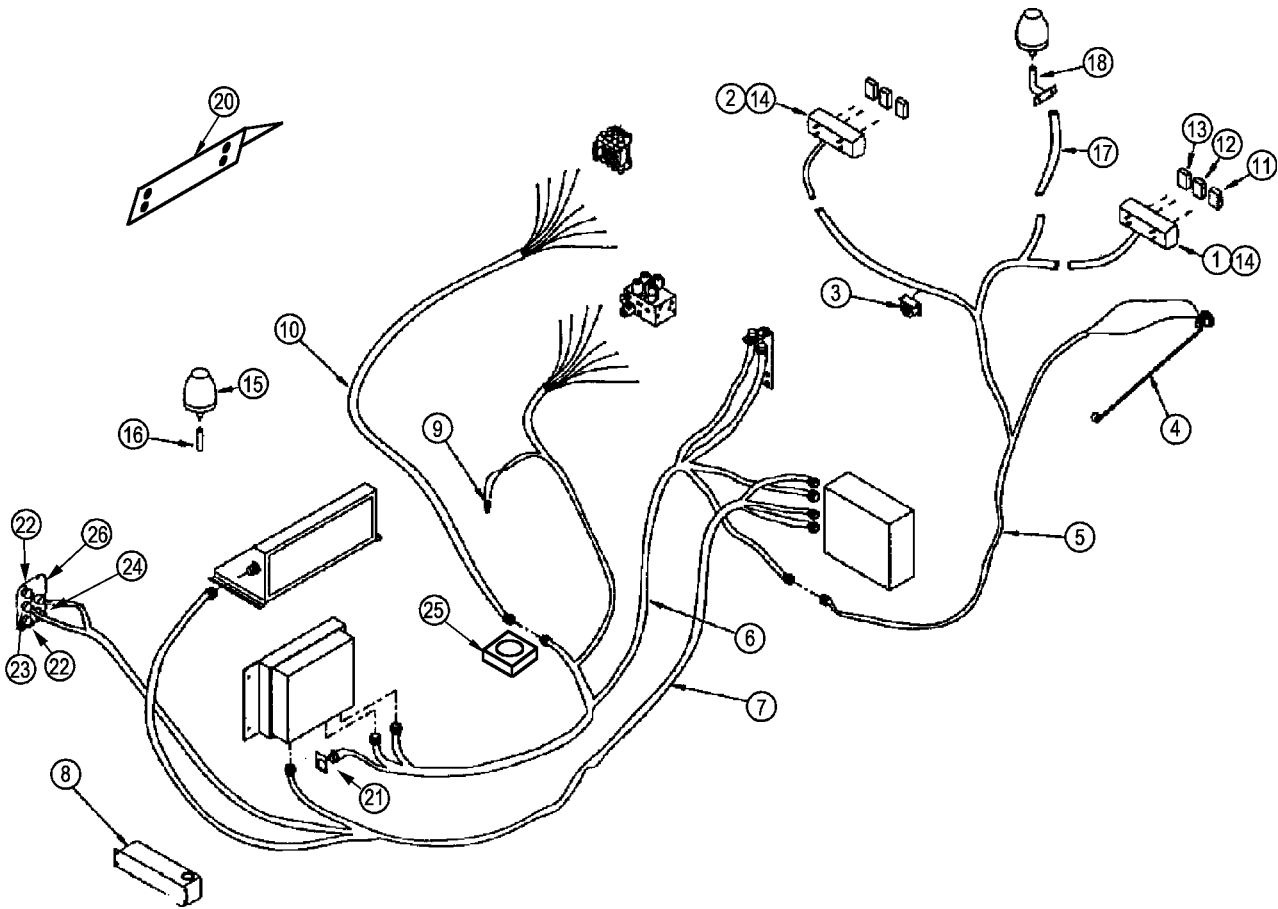
CAB HARNESS

KEY	P/N	DESCRIPTION	USED
1	1040-1141	Harness, cab function (1998 - 2002)	1
2	1040-1127	Harness, steering column to fan box	1
3	1040-1168	Light harness under cab (1998 - 2002)	1
4	1040-1151	Amber flashing light (1998 - 2002)	2
5	1040-1160	Gasket (1998 - 2002)	2
6	6007-0888	Light mount, R.H. (1998 - 2002)	1
7	6007-0889	Light mount, L.H. (1998 - 2002)	1
8	1040-0952	Light, E certified	2
9	1040-1154	Amber side light (1998 - 2002)	2
10	1040-1155	Mount, side light (1998 - 2002)	2
11	7001-0532	Light	1
12	6007-0026	Light (1998 - 2002)	2
13	1040-0952	Light	2
14	1040-0802	Cap	1
15	1040-0803	Connector set (changed from amp to Deutch)	1
16	6030-1033	Panel, elec. connector	1

C

MAIN HARNESS

C



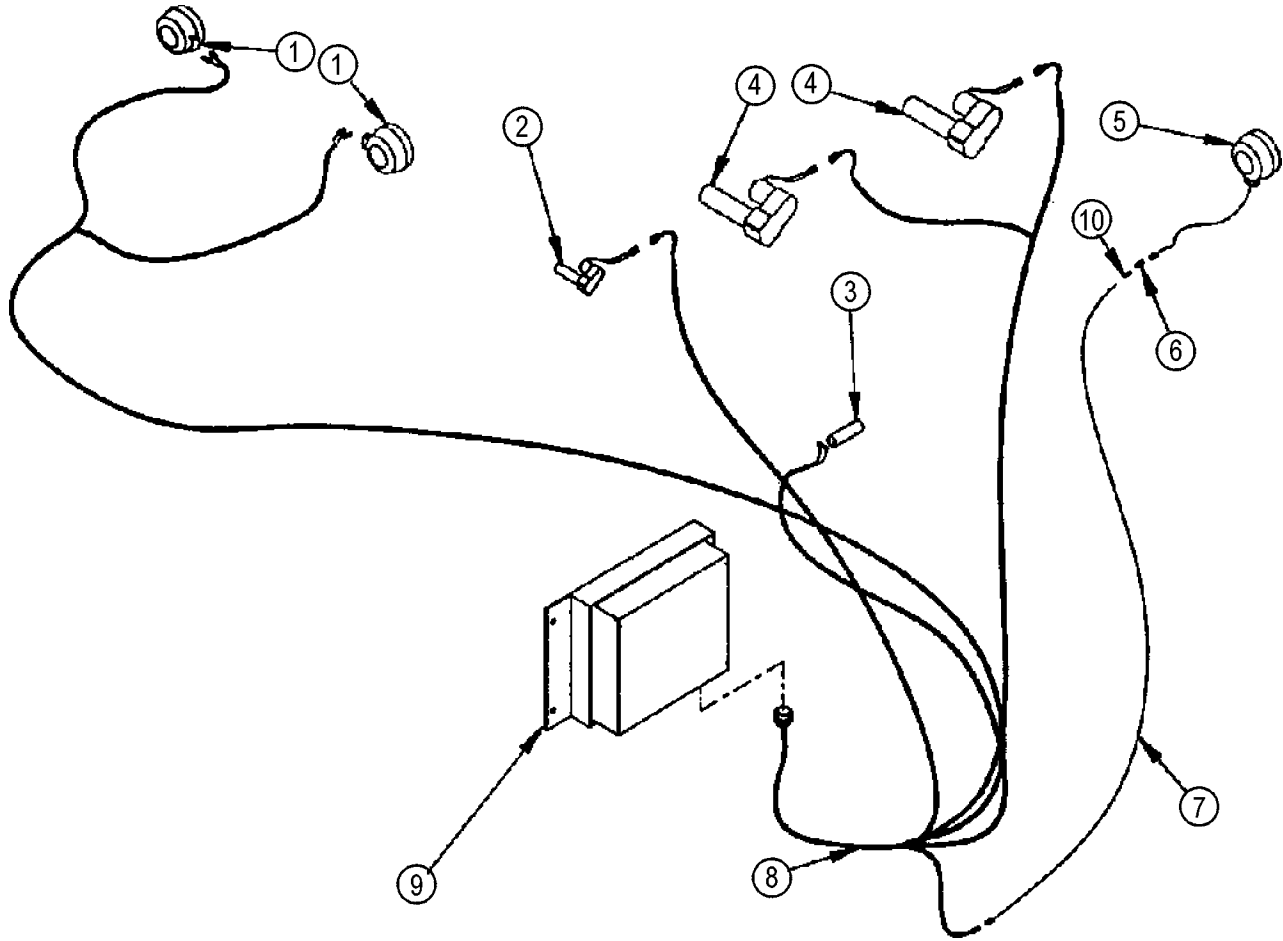
MAIN HARNESS

KEY	P/N	DESCRIPTION	USED
1	1040-1177	Rear position lamp assembly, L.H. (1998 - 2002)	1
2	1040-1166	Rear position lamp assembly, R.H. (1998 - 2002)	1
3	1040-0450	Backup alarm	1
4	6020-0813	Fuel sender	1
5	1040-1203	Wire harness, tail light (CO) (1998 - 2002)	1
6	1040-1189	Wire harness, fan box to function (C)	1
7	1040-1106	Wire harness, power (D) (1998 - 2002)	1
8	6020-0435	Washer fluid reservoir	1
9	1040-0007	Tach sender (ground speed)	1
10	1040-0959	Wire harness, extension	1
11	1040-1206	Amber lamp replacement	1
12	1040-1207	Tail/stop lamp replacement	1
13	1040-1208	Reverse lamp replacement	1
14	1040-1209	Case replacement	1
15	1040-0956	Strobe light	1-2
16	1040-0978	Strobe mount, screw type	1
17	1040-1100	Harness, strobe light	1
18	1040-0979	Strobe light mount (rear)	1
19	1040-0114	Side reflector - wire, bulk 10 GA Brown (not shown)	1
20	6020-0754	Window washer bracket	1
21	6030-0376	Bulkhead	1
22	1040-1029	37 pin amp connector	1
23	1040-1030	16 pin amp connector (square pins)	1
24	1040-1031	16 pin amp connector	1
25	6003-0547	Bulkhead	1
26	6030-1033	Panel, elec. connector	1

C

FAN HARNESS

C



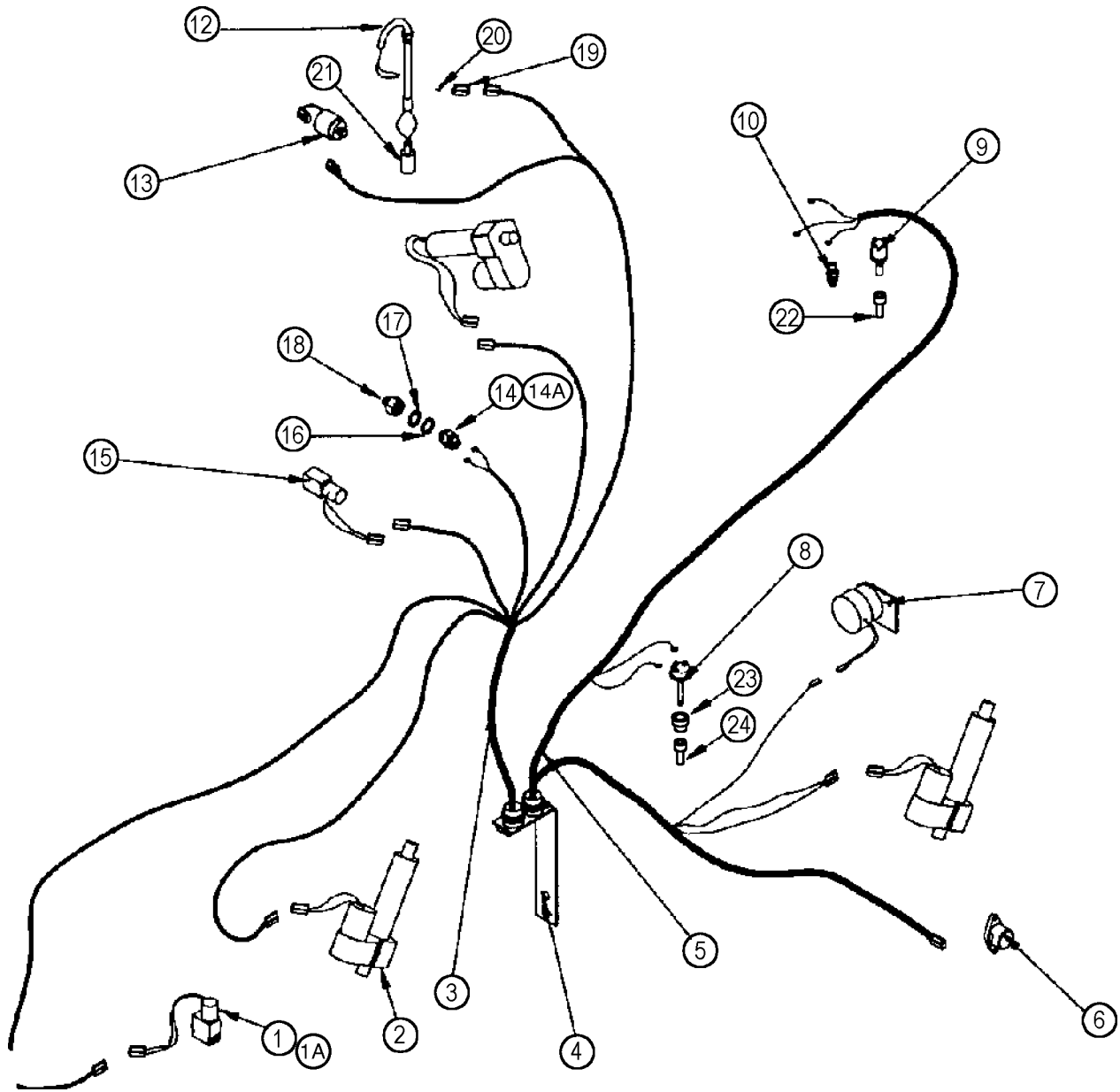
FAN HARNESS

KEY	P/N	DESCRIPTION	USED
1	6007-0026	Light, cab rear (1998 - 2002)	2
2	6010-0430	Actuator, linear 75 lbs. 24 volt	1
3	1040-0010	Sender tach long (fan speed)	1
4	6003-0341	Actuator, linear 500 lbs. (1998 - 2002)	2
5	7001-0532	Light, auxiliary elevator	1
6	1040-0318	Connector, body male, 56 series single	1
6A	1040-0917	Terminal weatherpack cable seal (not shown)	1
7	1040-0722	Wire harness, auxiliary light elevator	1
8	1040-0739	Wire harness, fan frame	1
9	6003-0389	Frame, electrical box	1
10	1040-0317	Terminal	1
10A	1040-0980	Terminal (not shown)	1
10B	1040-0981	Terminal (not shown)	1

C

ENGINE HARNESS

C



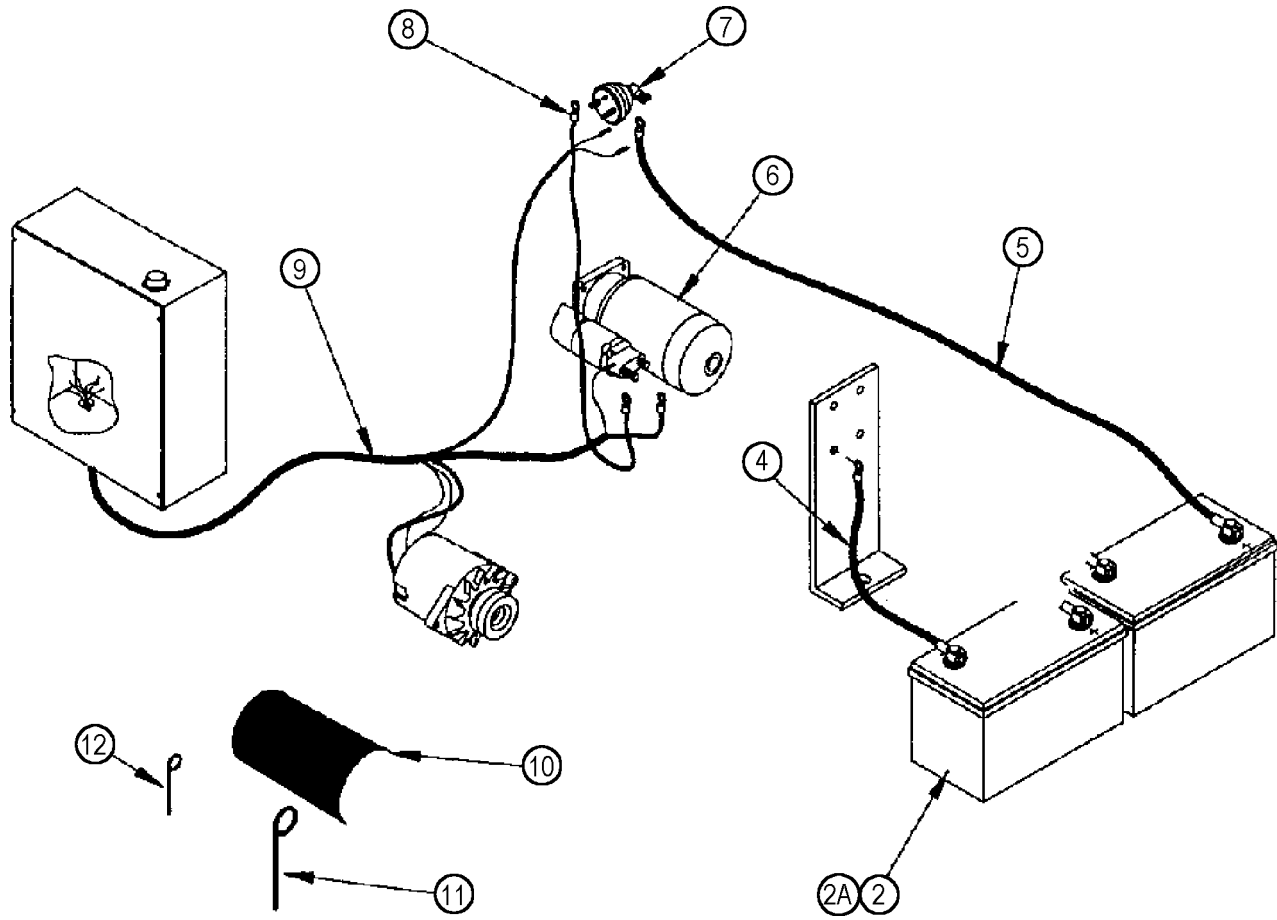
ENGINE HARNESS

KEY	P/N	DESCRIPTION	USED
1	7005-0195	Solenoid valve, fan (1996 - 2001)	1
1A	7005-0465	Solenoid valve, fan (2002)	1
2	6010-0430	Actuator, linear 75 lbs. 24 volt	3
3	1040-0736	Wire harness, pump drive function (CF)	1
4	6020-0443	Bulkhead, electrical engine	1
5	1040-1145	Wire harness, engine (1998 - 2002)	1
6	1040-0816	Sender, engine tach	1
7	7002-0375	Fuel shut-off	1
8	1040-0770	Sender, oil pressure	1
9	1040-0769	Switch, hot engine warning	1
10	1040-0076	Sender, water temperature	1
12	6001-0532	Sensor tube	1
13	1040-0864	Pressure switch	1
13A	1040-0911	Terminal weatherpack female 16-14 GA (not shown) (1996 - 2002)	2
13B	1040-0909	Connector weatherpack 2-way tower half (not shown) (1996 - 2002)	1
13C	1040-0917	Terminal weatherpack cable seal (not shown) (1996 - 2002)	2
14	6005-0383	Switch, neutral start (1996 - 2002)	1
14A	6005-2109	Switch, neutral start (2002)	1
15	6005-1221	Solenoid valve	1
16	6005-1445	O-ring	1
17	6005-1446	O-ring	1
18	6005-0384	Adapter kit for neutral switch	1
19	1040-0632	Connector	1
20	1040-0317	Terminal	2
21	1040-0075	Hydraulic oil level switch	1
22	1013-0184	Fitting, hx bush, .500NPT x .3, 75NPT, 94V steel	1
23	1013-0351	Hydraulic fitting, Net-FM-2NPT-FMX, coupling 2NP	1
24	6005-0448	Fitting, pipe nipple, .125NPT x 1.50, blk steel	1

C

BATTERY LOCKOUT

C



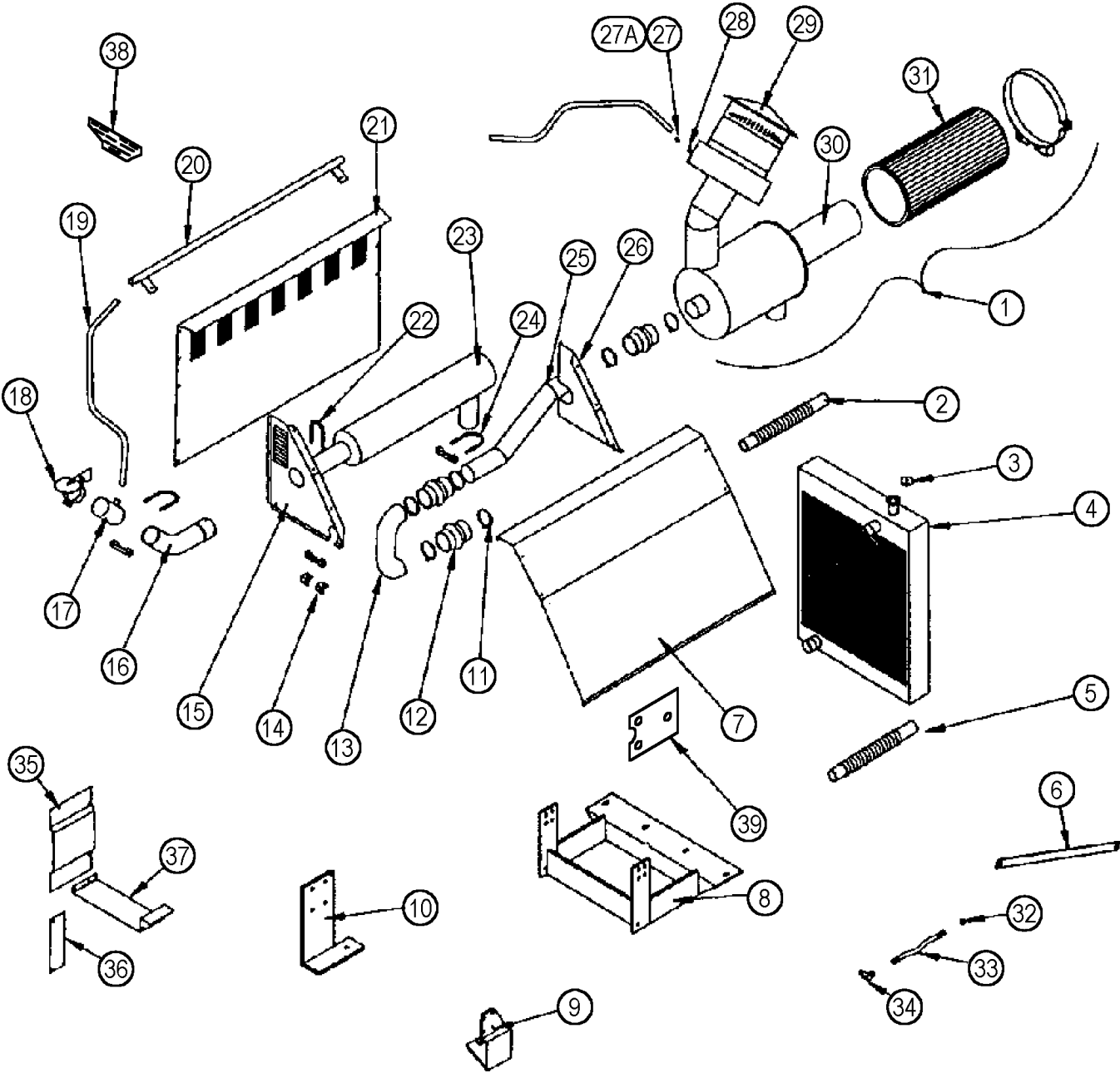
BATTERY LOCKOUT

KEY	P/N	DESCRIPTION	USED
1	1040-0455	Alternator, 130 amp	1
2	1040-0050	Battery, 6 volt (1996 - 1999)	2
2A	70275	Battery, 12 volt (2000 - 2002)	2
3	1040-0180	Wire, jumper (1996 - 1999)	1
4	1040-0052	Cable, battery ground (1996 - 1999)	1
4A	1040-1372	Cable, battery ground (2000 - 2002)	1
5	1040-1045	Cable coated, battery to master disconnect (1996 - 1999)	1
5A	1040-1373	Cable, battery (2000 - 2002)	1
6	6001-0959	Starter	1
7	1040-0540	Master disconnect switch	1
8	1040-1044	Wire, starter to master disconnect	1
9	1040-0577	Wire, #90 (53") relay to alternator	1
	1040-0579	Wire, #92 (72") power to solenoid	1
	1040-0705	Wire, #3 (60") lockout to regulator	1
	1040-0706	Wire, #4 (74") alternator to lockout	1
	1040-0800	Wire, #93 (68") starter relay to solenoid	1
10	1040-0877	Alternator screen	1
11	6001-0669	Zip tie, large	4
12	6001-0668	Zip tie, small	4
13	6001-1468	Battery switch bracket	1

C

**ENGINE, ENGINE CLOSURE
& RELATED PARTS**

ENGINE ATTACHMENTS
(8.1 liter engine)




**ENGINE ATTACHMENTS
(8.1 liter engine)**

KEY	P/N	DESCRIPTION	USED
	6020-1015	8.1 Engine	1
1	6020-1092	Air cleaner assembly	1
2	6030-0996	Radiator hose, upper	1
3	7002-0545	Radiator cap	1
4	6020-1024	Radiator	1
5	6030-1037	Radiator hose, lower	1
6	6020-0905	Brace	2
7	6030-1049	Engine cover, front	1
8	6030-1043	Engine mount, front	1
9	6030-1039	Engine mount, rear, R.H	1
10	6030-1041	Engine mount, rear, L.H	1
11	6001-0602	Hose clamp	6
12	7001-0196	Connector hose	3
13	6020-0404	Elbow, 180°	1
14	6002-0218	Mounting angle	2
15	6030-1047	Engine cover, side	1
16	6020-1146	Elbow, 45° exhaust	1
17	6020-1026	Aspirator, 5"	1
18	6020-1021	Rain cap	1
19	6020-1028	Flex tube	2
20	6020-1094	Aspirator tube	1
21	6030-1050	Engine cover backplate	1
22	6020-1013	Exhaust clamp, 5"	2
23	6020-1011	Muffler	1
24	7001-0213	Muffler clamp, 4"	1
25	6030-1052	Air inlet	1
26	6030-1048	Engine cover, side	1
27	6020-1145	Flex hose clamp	4
27A	1013-0396	Hose clamp	4
28	6020-1027	Aspirator elbow	1
29	6020-1025	Pre-cleaner	1
30	6020-1023	Air filter, inner	AR
31	6020-1022	Air filter, outer	AR
32	1013-0315	Pipe cap, 8 NPT	1
33	6005-0811	Hose, 1/2" 8 MNPT - 10 JIUCF x 24-1/2"	1
34	6005-0073	Elbow, 90° adjustable, 10 JICM - 10 ORBM	1
35	6020-0981	Upper engine shield, front	1
36	6020-0979	Lower engine shield, front	1
37	6020-1161	Upper engine shield, side	1
38	6020-1123	Bell housing cover	1
39	6020-1170	Tie rod bracket (1998 - 2002)	1

D

ENGINE ATTACHMENTS AND RADIATOR FRAME
(7.6 & 8.1liter engine)




**ENGINE ATTACHMENTS AND RADIATOR FRAME
(7.6 & 8.1 liter engine)**

KEY	P/N	DESCRIPTION	USED
1	7001-0704	Turbo II pre-cleaner	1
2	7001-0212	Air filter, small	1
3	7001-0211	Air filter, large	1
4	7001-0208	Air cleaner assembly	1
5	7001-0210	Band, air cleaner	1
6	7001-0698	Dust valve	1
7	6020-0729	Extension bracket	1
8	6020-0920	Radiator	1
9	7002-0377	Hose, upper radiator	2
10	7002-0386	Bushing	1
11	6020-0928	Latch	1
12	6001-0052	Spring	2
13	7002-0360	Radiator cap	1
14	7002-0379	Seal, radiator neck	1
15	6020-0426	Latch, oil cooler	2
16	6020-0425	Catch, oil cooler	2
17	6020-0422	Plug, cooler support	2
18	6001-0598	Oil cooler	1
19	7002-0409	Door stop	1
20	6030-0370	Plate, door alignment	1
21	6030-0299	Spreader	1
22	6030-1017	Radiator door	1
23	6030-0281	Screen	1
24	6030-0302	Clamp	2
25	7002-0528	Hinge, radiator door	1
26	6005-1646	Line swivel, 16 JICM bulkhead - 16 ORBM, hydraulic fitting	2
27	7002-0380	Sealer strip, radiator door	1
28	6020-1010	Grill	1
29	7001-0679	Drain valve	1
30	1013-0315	Pipe cap, 8 NPT	1
31	1013-0001	Hose	1
32	1013-0181	Elbow, 90° 8 FNPT - 8 MNPT	1
33	6020-0905	Brace	2
34	6030-0620	Hose, lower radiator (7.6 liter engine only)	1
35	6020-0859	Radiator support	1
36	6020-0927	Spacer, flat	1
37	6003-0389	Frame, electrical box	1
38	6020-0444	Support, electrical box	1
39	6020-0446	Bottom panel	1
40	6020-0906	Engine mounting, front	1
41	7002-0331	Cover	1
42	6030-1034	Throttle linkage	1
43	6001-1468	Battery lockout switch bracket	1
44	6010-0430	Actuator linear	1
45	6020-1123	Bell housing cover	1
46	6020-0249	Engine mounting rear, R.H.	1
47	6020-0443	Bulkhead	1
48	6020-0302	Engine mounting rear, L.H.	1
49	6020-0436	Alternator shield	1
50	7002-0391	Tie rod bracket	1
51	6001-0347	Clevis, R.H. thread	1
52	6020-0430	Tie rod	1
53	6020-0431	Clevis, L.H. thread	1
54	7002-0444	Fan guard	1

D

ENGINE ATTACHMENTS AND RADIATOR FRAME
(7.6 & 8.1 liter engine)
(continued)



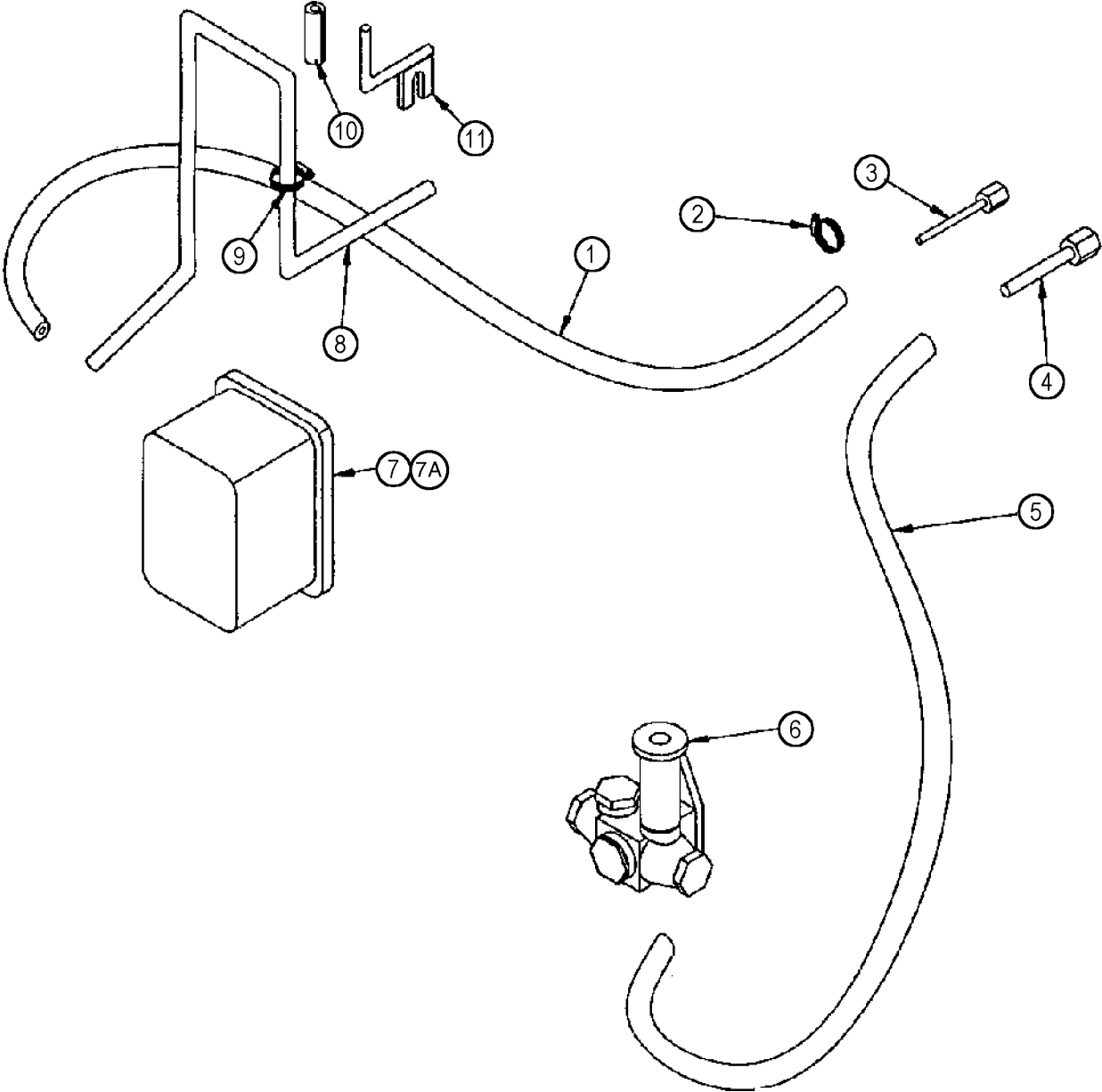
ENGINE ATTACHMENTS AND RADIATOR FRAME
(7.6 & 8.1 liter engine)
 (continued)

KEY	P/N	DESCRIPTION	USED
55	6020-0833	Bracket, engine cover	1
56	6020-0792	Cover	1
57	6020-0400	Air tube	1
58	6001-0602	Clamp, hose	6
59	6020-0404	Elbow, 180°	1
60	6020-0414	End, R.H.	1
61	6020-0445	Bracket, muffler	1
62	6020-0461	Elbow, chrome	1
63	6020-0460	Cap, chrome	1
64	6020-0459	Clamp, chrome	1
65	7001-0213	U-bolt, 4"	2
66	6020-0793	Back shroud	1
67	6020-0413	Muffler	1
68	6020-0415	End, L.H.	1
69	7001-0196	Connector hose	3
70	6020-0981	Upper engine shield, front	1
71	6020-0979	Lower engine shield, front	1
72	6020-0980	Upper engine shield, side	1
73	7005-0036	Hydraulic hose	1
74	6005-0575	Hydraulic hose	1
75	6001-0602	Clamp, hose	6
76	6020-0928	Latch	1
77	6020-0561	Fuel return bracket	1
	7002-0603	Rotary screen (option) (2000 - 2002, not shown)	1

D

FUEL FILTER & PUMP

D



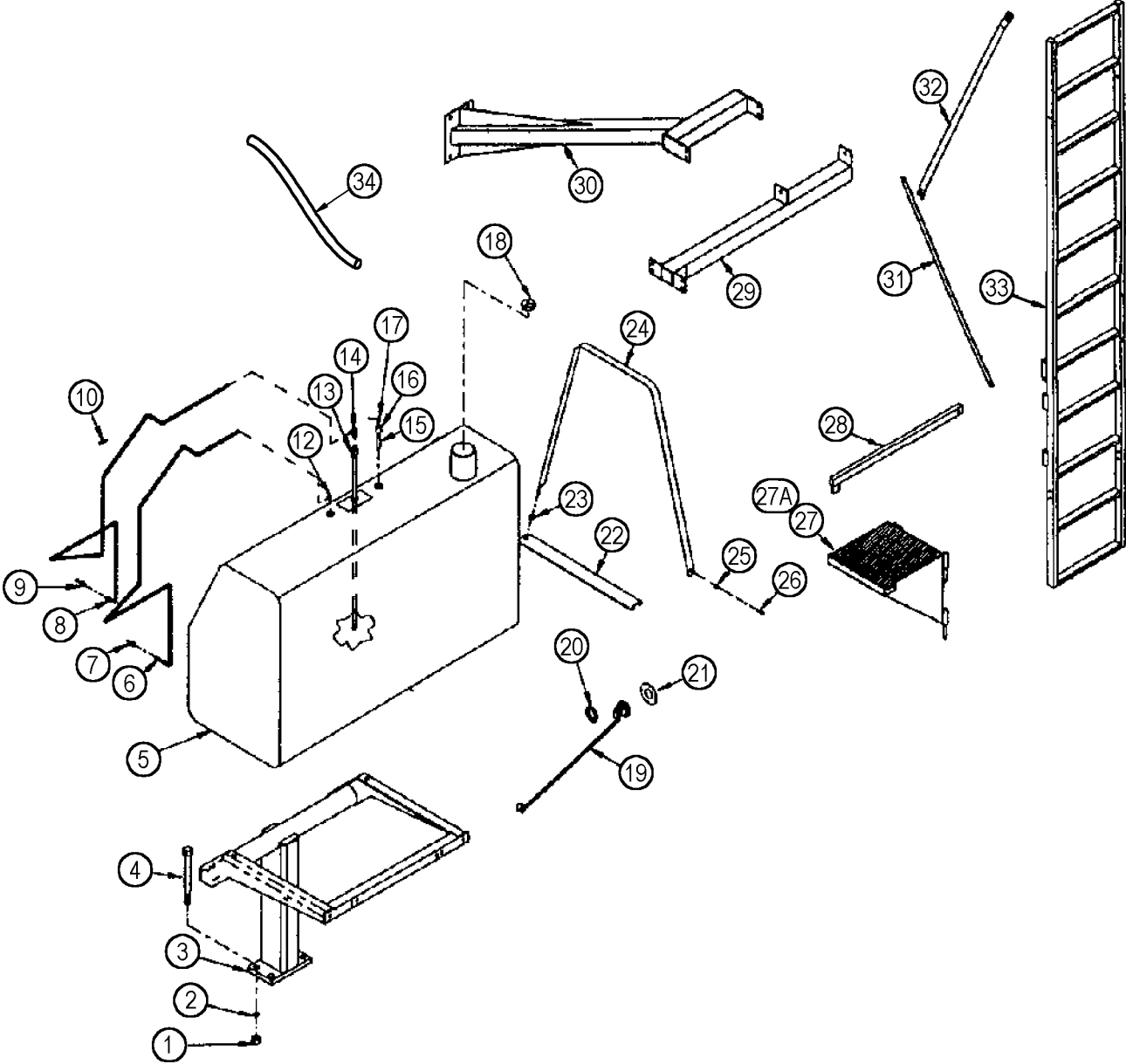
FUEL FILTER & PUMP

KEY	P/N	DESCRIPTION	USED
1	6005-0233	Fuel line, 1/4" x 72" return	1
2	1013-0394	Hose clamp	4
3	6005-0139	Tube, 1/4" w/nut and sleeve	1
4	6005-0140	Tube, 3/8" w/nut and sleeve	1
5	6005-0911	Fuel line, 3/8" x 60" suction	1
6	7001-0684	Fuel pump (7.6 liter engine)	1
	6020-1169	Fuel pump (8.1 liter engine)	1
7	7001-0683	Fuel filter (7.6 liter engine) (1996 - 2001)	1
7A	43076	Fuel filter (7.6 liter engine) (2002)	1
	6020-1155	Fuel filter (8.1 liter engine) (1996 - 2001)	1
	43076	Fuel filter (8.1 liter engine) (2002)	1
	6020-1156	Fuel filter (8.1 liter engine) (1996 - 2001)	1
	43077	Fuel filter (8.1 liter engine) (2002)	1
8	6005-1091	Fuel tube	1
9	1013-0394	Hose clamp	1
10	6001-0658	Grommet	1
11	6020-0561	Bracket, return fuel tube	1

D

FUEL TANK

D



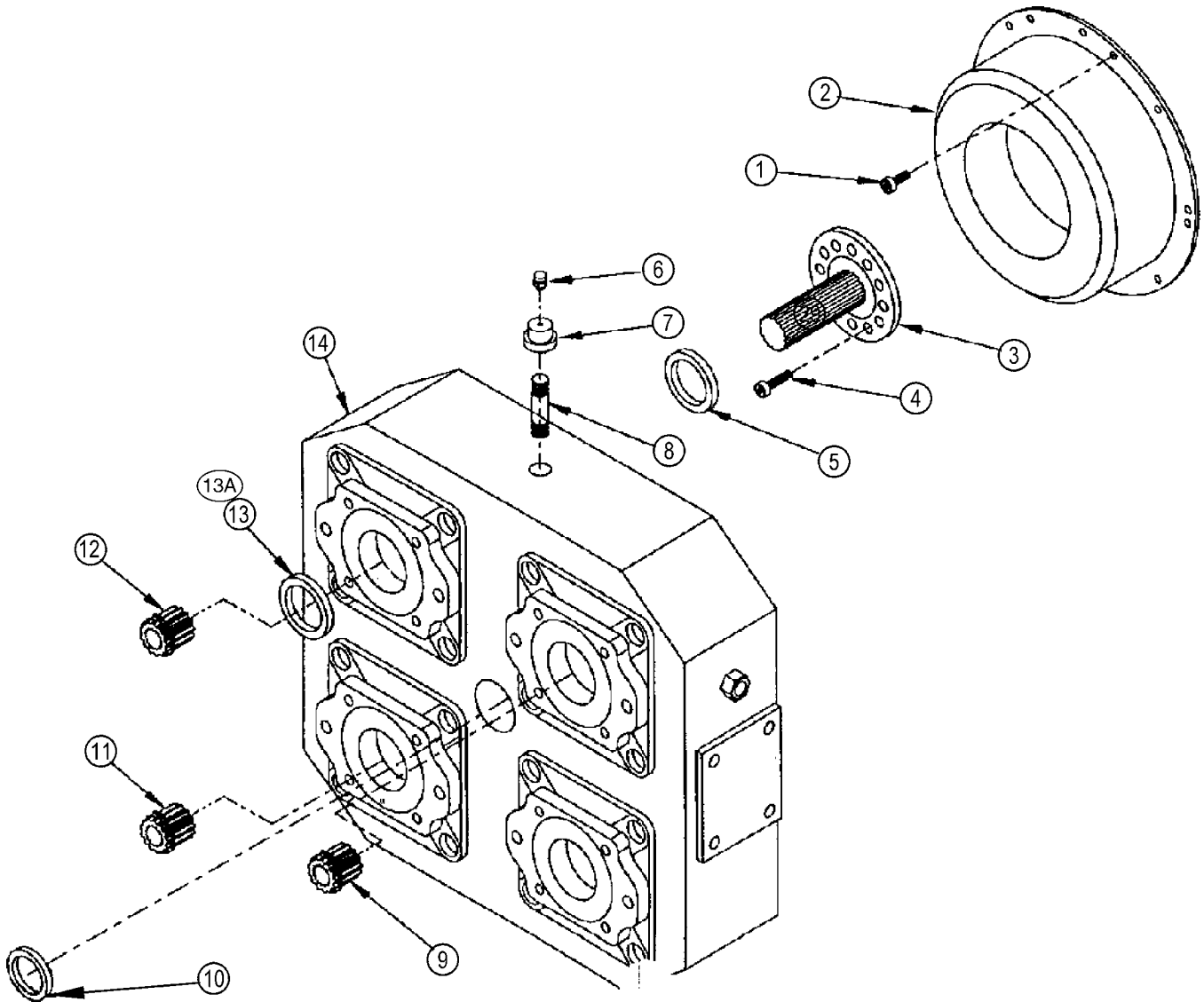
FUEL TANK

KEY	P/N	DESCRIPTION	USED
1	0002-0237	Nut, 1" - 8 hex	4
2	0002-0268	Washer, 1" split lock	4
3	6030-0591	Saddle frame, 200 gallon	1
4	0002-0838	Bolt, 1" - 8 x 11" hex	4
5	6030-1128	Fuel tank, 200 gallon	1
6	6005-1499	Fuel line, return	1
7	6005-0032	Tube union, #4 JICM x 2, hydraulic fitting	1
8	6005-1498	Fuel line, pressure	1
9	6005-0498	Tube union, #6 JICM x 2, hydraulic fitting	1
10	6001-0658	Grommet	6
12	6005-0033	Elbow 90°, 4 JICM - 4 NPTM, hydraulic fitting	1
13	6030-0605	Draw tube	1
14	6005-0358	Elbow 90°, 6 JICF - 6 JICM, hydraulic fitting	1
15	7002-0625	Breather pipe, long (1996)	1
15A	1013-0311	Breather pipe, long (1998 - 2002)	1
16	7002-0624	Breather pipe, short (1996)	1
16A	1013-0437	Pipe reducer, .375NPT to .25NPT (1998 - 2002)	1
17	6015-0125	Breather	1
18	6015-0124	Fuel cap, 4" (1996)	1
18A	6015-0156	Fuel cap, vented (1998 - 2002)	1
19	6020-0813	Fuel sender, 33-330 ohm	1
20	6020-0814	O-ring	1
21	6020-0809	Washer, fuel sender	1
22	6030-0616	Cushion, fuel tank	1
23	0002-0250	Nut, 1/2" - 13 serrated flange	2
24	6030-0608	Tank band	2
25	0002-0248	Nut, 3/8" - 16 serrated flange	4
26	0002-0056	Carriage bolt, 3/8" - 16 x 1-1/4"	4
27	6015-0092	Fuel step weldment	1
28	6030-1129	Stop arm weldment	1
29	6030-1121	Lower ladder mount weldment	1
30	6030-1119	Upper brace weldment	1
31	6030-1126	Lower ladder brace, flat	1
32	6030-1125	Ladder brace, pipe	2
33	6030-1117	Ladder weldment	1
34	6001-1247	Hose	4.5
35	5500-0001	Fuel (not shown)	AR

D

PUMP DRIVE

D

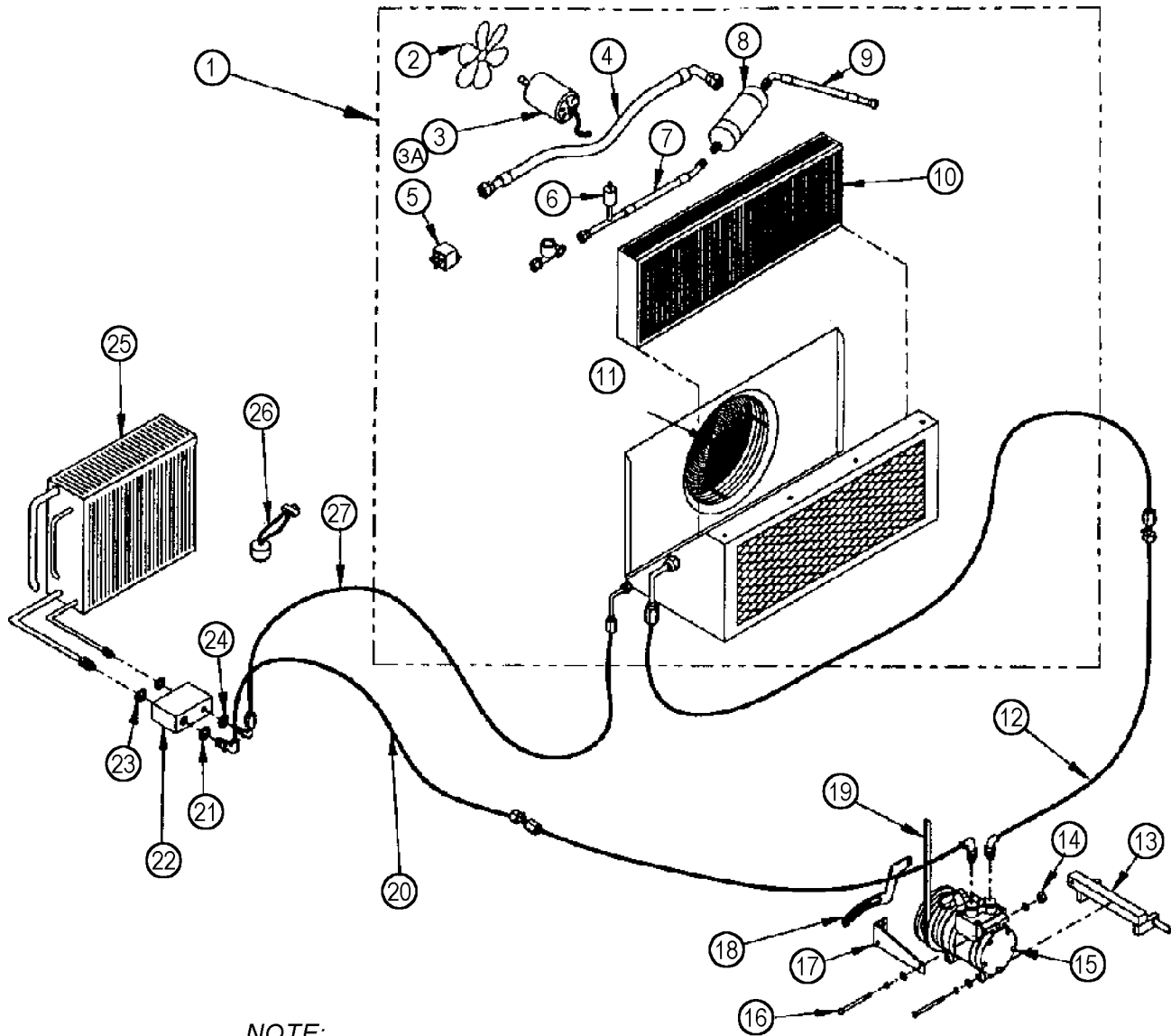


PUMP DRIVE

KEY	P/N	DESCRIPTION	USED
1	0002-0376	Bolt, 3/8" - 16 x 1" socket head	8
2	6001-1353	Coupler	1
3	6001-1372	Drive plate	1
4	0002-0834	Bolt, 1/2" - 13 x 1" socket head	12
5	1015-0239	Oil seal	1
6	1019-0401	Breather, 1/8" NPT	1
7	1013-0420	Cap, 3/4" NPT	1
8	1013-0418	Pipe nipple, 3/4" NPT, 2" long	1
9	6001-0970	Pump coupling (C) spline, large (single fan motor machines)	AR
	6001-0986	Pump coupling (B) spline, small (independent fan speed)	AR
10	1015-0240	Oil seal	1
11	6001-0986	Pump coupling (B) spline, small	1
12	6001-0986	Pump coupling (B) spline, small	1
13	1015-0212	Seal (1996 - 2001)	4
13A	51161	Seal (2002)	4
14	6001-1365	Four pad pump drive (single fan motor machines)	AR
	6001-1387	Four pad pump drive (independent fan speed)	AR
15	5500-0005	80/90 gear lube (not shown)	13 pt

D

AIR CONDITIONER



NOTE:
USE R134 REFRIGERANT ONLY

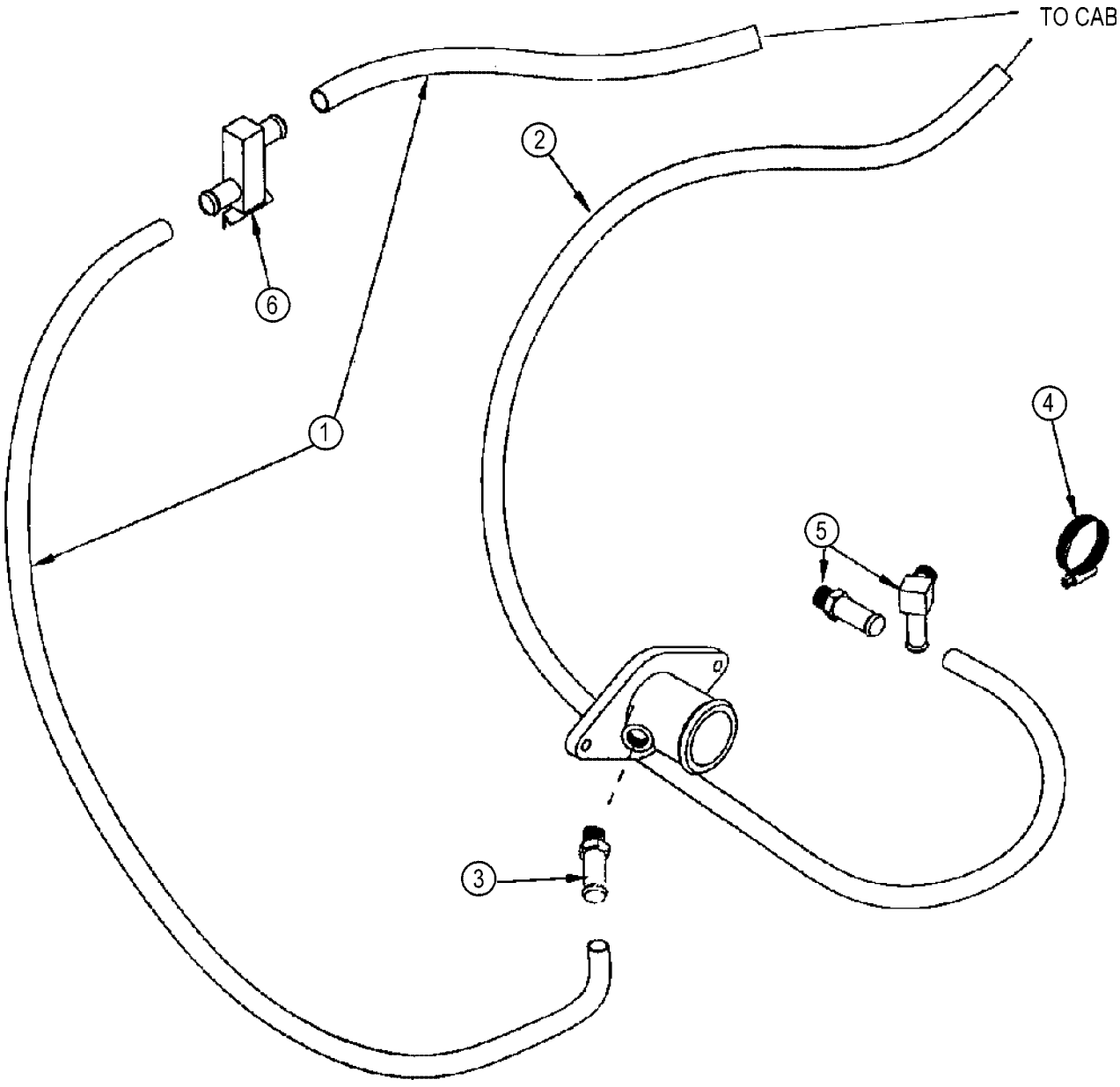
AIR CONDITIONER

KEY	P/N	DESCRIPTION	USED
1	6007-0138	Condenser unit assembly	1
2	1040-0808	Fan, 4 blade	1
3	1040-0805	Motor, 12 volt (1996 - 2001)	1
3A	1040-1018	Motor, 12 volt (2002)	1
4	6007-0262	Hose assembly, #8	1
5	6007-0088	Relay	1
6	1040-0806	Hi-Low pressure switch	1
7	6007-0264	Liquid tube	1
8	6007-0219	Receiver drier, in-line	1
9	6007-0263	Hose assembly, #6	1
10	6007-0221	Condenser coil	1
11	1040-0809	Grille	1
12	6005-1323	Hose, condenser to compressor, #8	1
13	6020-0902	Bracket, A/C compressor	1
14	0002-0247	Nut, 5/16" - 18 hex	2
15	6020-0798	A/C compressor	1
16	0002-0092	Bolt, 5/16" - 18 x 3-1/2" hex	4
17	6020-0828	Bracket, adjustment	1
18	7002-0384	Strap adjustment	1
19	6020-0830	V-belt	1
20	6005-1322	Hose, cab to compressor, #10	1
21	6005-1368	O-ring, #10	1
22	6007-0261	Expansion valve	1
23	6005-1367	O-ring, #8	2
24	6005-1366	O-ring, #6	1
25	6007-0254	Evaporator	1
26	6007-0265	Switch pressure, A/C	1
27	6005-1324	Hose, condenser to cab, #6	1
28	5500-0194	Oil AC (not shown)	AR
29	5500-0199	Freon, R134A (not shown)	AR

D

HEATER GROUP

D



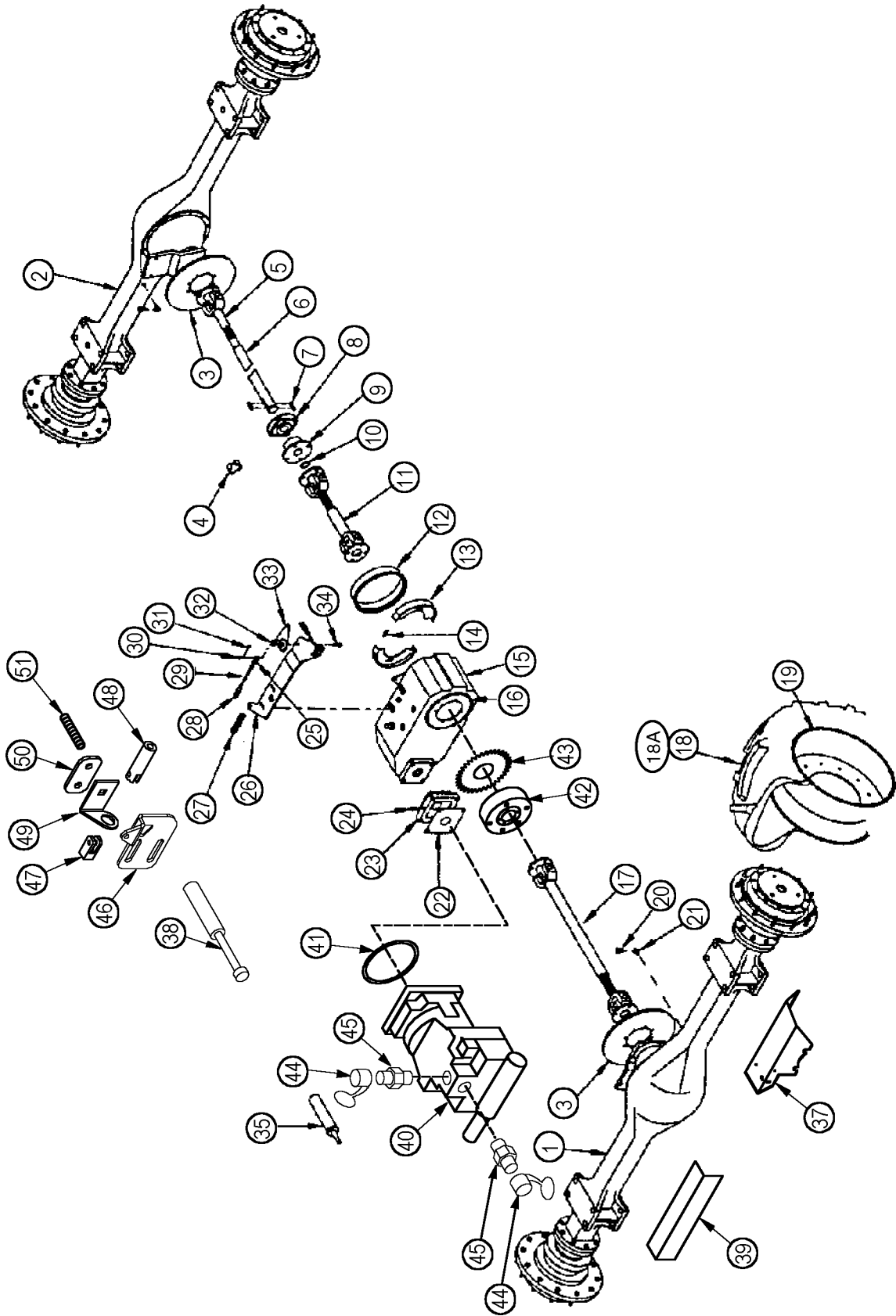
HEATER GROUP

KEY	P/N	DESCRIPTION	USED
1	6007-0044	Heater hose, 5/8" x 240"	1
2	6005-1149	Heater hose, 3/4" x 264"	1
3	6005-1079	Straight, 8 NPT male - 3/4" barb, hydraulic fitting	2
4	6001-0625	Hose clamp	6
5	6005-0340	Hydraulic fitting, 45° barb .625 hose, 8 NPTM	1
	6005-1869	Hydraulic fitting, straight barb .625 hose, 8 NPTM	1
6	6001-0687	Water valve	1
7	5500-0025	Anti-freeze, 7.0G1 (not shown)	AR
8	88035	Additive, .31G1 (not shown)	AR

D

AXLES, WHEELS & BRAKES

AXLES & TRANSMISSION

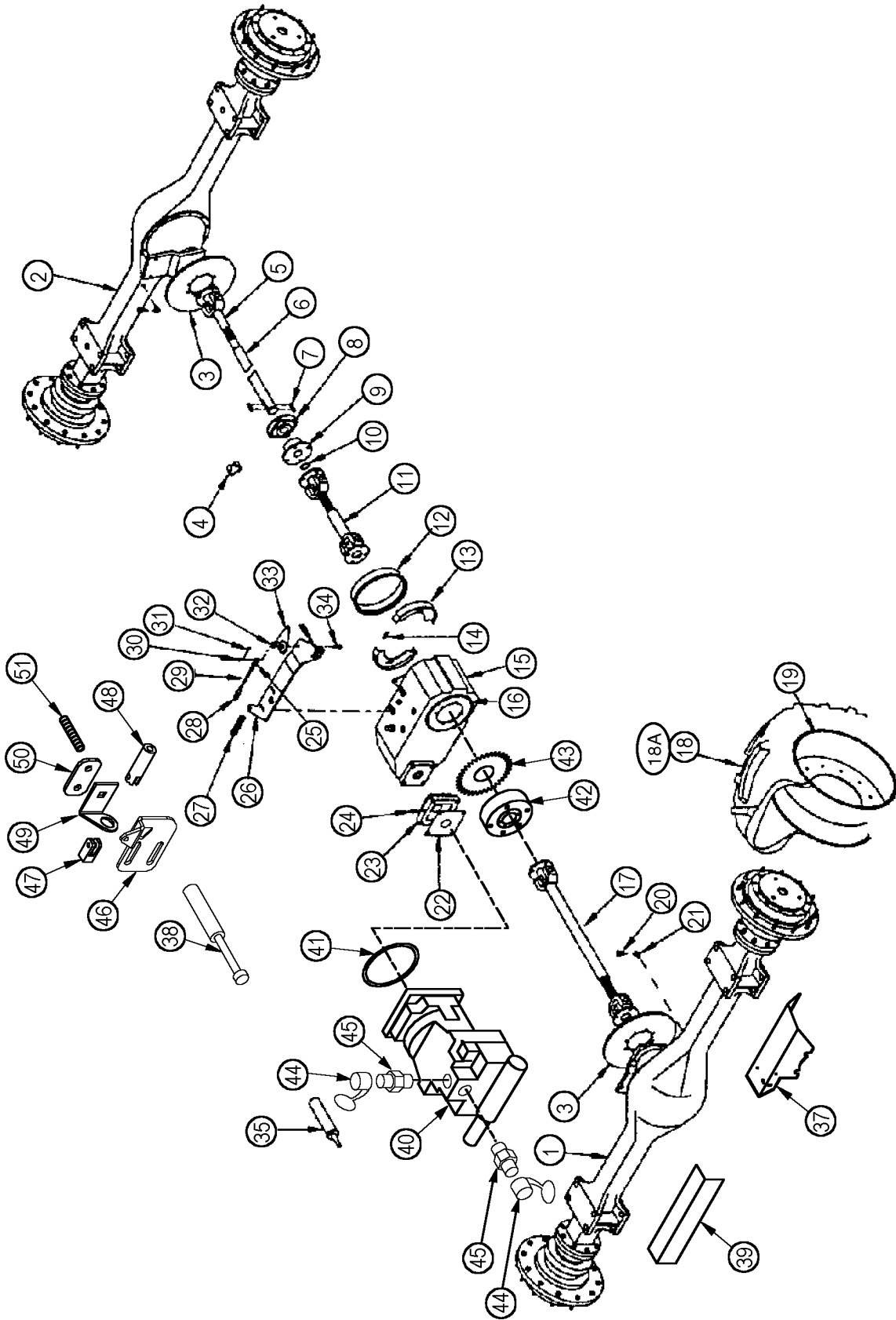


E

AXLES & TRANSMISSION

KEY	P/N	DESCRIPTION	USED
1	6020-0847	Axle assembly front (1996 - 1999)	1
1A	6030-1212	Axle assembly front, Rockwell (2000 - 2001, not shown)	1
1B	55789	Axle assembly front, rigid w/brake mtg plate (2002, not shown)	1
2	6020-0839	Axle assembly rear (1996 - 1999)	1
2A	6030-1212	Axle assembly rear, Rockwell (2000-2001, not shown)	1
2B	55789	Axle assembly rear, rigid w/brake mtg plate (2002, not shown)	1
3	1019-0428	Brake disc	2
4	6001-0515	Cross kit	5
5	6001-0750	Slip joint assembly (for clark axle only)	1
6	6030-0233	Drive shaft rear (1996)	1
6A	6030-1183	Drive shaft rear (1998 - 2001)	1
6B	55232	Drive shaft rear (2002)	1
7	1006-0030	Key 3/8 x 2" long	2
8	6001-0307	Bearing 1-3/4" diameter	1
9	6001-0308	Companion flange	1
10	1016-0016	Retaining ring 1-3/4"	1
11	6001-0303	Drive shaft assembly center (1996 - 2000)	1
11A	55217	Drive shaft assembly center (2001 - 2002)	1
12	6001-1419	Brake drum	1
13	6001-0642	Brake shoes	2
14	1025-0016	Brake springs	2
15	6020-0752	Transmission (1996)	1
15A	6020-1181	Transmission (1998 - 2000)	1
15B	55202	Transmission, 2 speed Dana 360/60 (2001 - 2002)	1
16	6001-0356	Speedometer plate	1
17	6020-0171	Drive shaft assembly front (1996)	1
17A	6030-1182	Drive shaft assembly front (1998 - 2001)	1
17B	55251	Drive shaft assembly front (2002)	1
18	1018-0038	Tire, standard, 24.5 x 32 - 12 ply tubeless (standard) (1996 - 2001)	4
18A	51335	Tire, standard, 24.5 x 32 - 12 ply tubeless (standard) (2002)	4
	1018-0041	Tire, 30.5 LR32 firestone radial flotation (optional)	4
19	6020-0805	Wheel, standard, 21 x 32 x 5.5 offset (standard)	4
	6020-0909	Wheel, flotation, 27 x 32 x 1.8 offset (optional) (1996)	4
	6020-1183	Wheel, flotation, 27 x 32 x 2.2 (optional) (1998 - 2002)	4
20	6002-0159	Breather	1-2
21	1013-0129	Street Ell, 3/8 NPT	2
22	1019-0557	Gasket	1
23	6001-1427	Flange adapter	1
24	1013-0428	Breather	1
25	6001-1319	Clevis L.H (use with Transmission 6020-0752 or 6030-1182)	1
26	6020-0723	Link plate (use with Transmission 6020-0752 or 6030-1182)	1
27	1025-0013	Spring (use with Transmission 6020-0752 or 6030-1182)	1
28	6001-0588	Clevis, R.H (use with Transmission 6020-0752 or 6030-1182)	1
29	6020-0719	Linkage Rod (use with Transmission 6020-0752 or 6030-1182)	1
30	0002-0560	Pin, clevis (use with Transmission 6020-0752 or 6030-1182)	2
31	0002-0278	Pin, cotter 5/32 x 1-1/2" (use with Transmission 6020-0752 or 6030-1182)	2
32	0002-0036	Nut, flexlock 3/8" - 16 (use with Transmission 6020-0752 or 6030-1182)	1
33	6020-0720	Bell crank, parking brake (use with Transmission 6020-0752 or 6030-1182)	1
34	0002-0114	Bolt, 3/8 - 16 x 2" hex (use with Transmission 6020-0752 or 6030-1182)	1
35	5500-0221	Special spline grease	1
36	5500-0005	Gear lube, 80/90 (not shown)	AR
37	6020-1180	Brake cover (1998 - 2002)	1
38	6020-1195	Sensor (1998 - 2002)	1-2

AXLES & TRANSMISSION
(Continued)



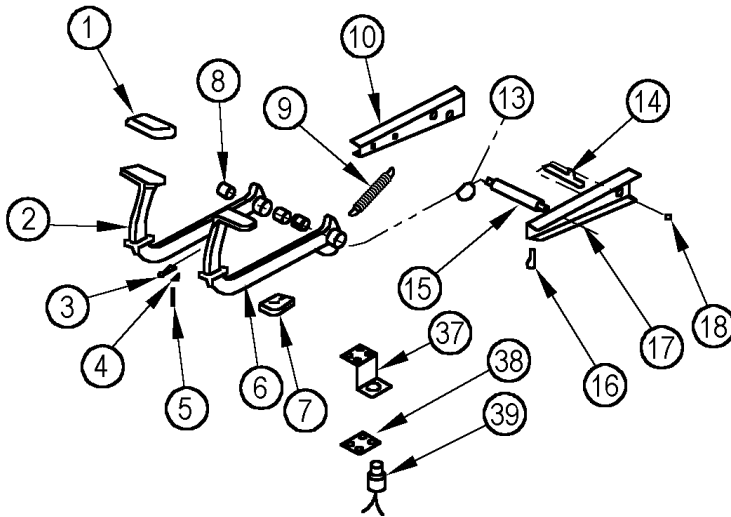
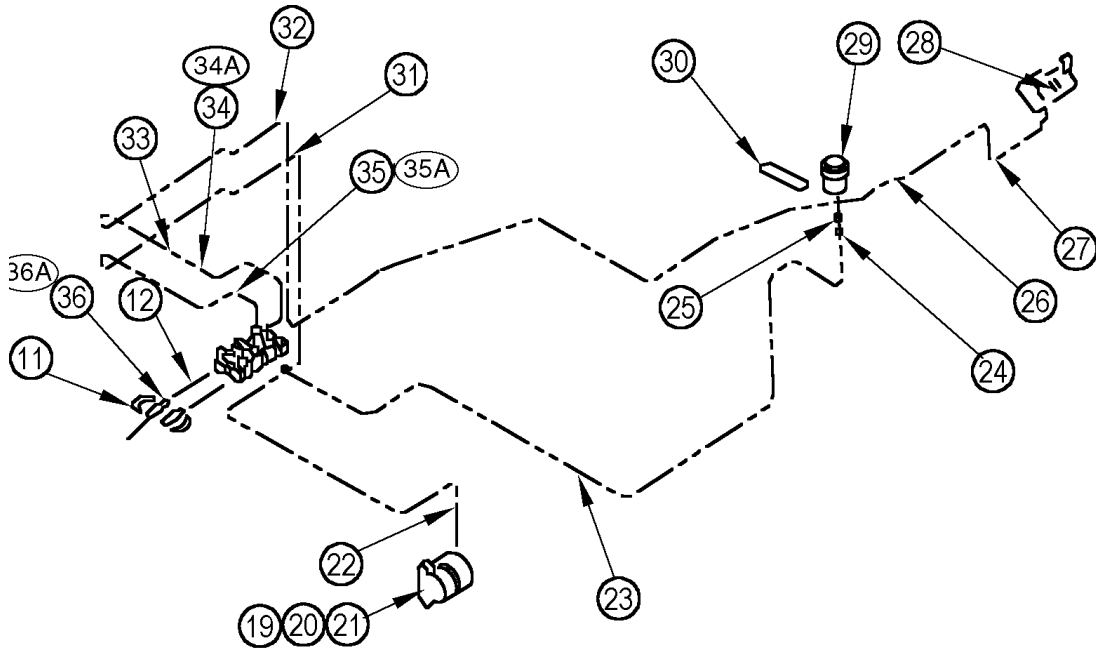
E

**AXLES & TRANSMISSION
(Continued)**

KEY	P/N	DESCRIPTION	USED
39	6030-1214	Brake line cover	1
40	47674	Motor, pressure comp piston (2001 - 2002)	1
41	6005-0023	O-ring (2001 - 2002)	1
42	55172	Limiter torque (2001 - 2002)	1
43	55173	Tack ring (2001 - 2002)	1
44	40795	Fitting, dust cap (2001 - 2002)	4
45	40790	Fitting, -6 ORB, quick coupler (2001 - 2002)	4
46	6030-1255	Bracket, over center (use with Transmission 55202)	1
47	6030-1256	Mount, over center (use with Transmission 55202)	1
48	6030-1257	Mount, over center (use with Transmission 55202)	1

E

PRIMARY BRAKES

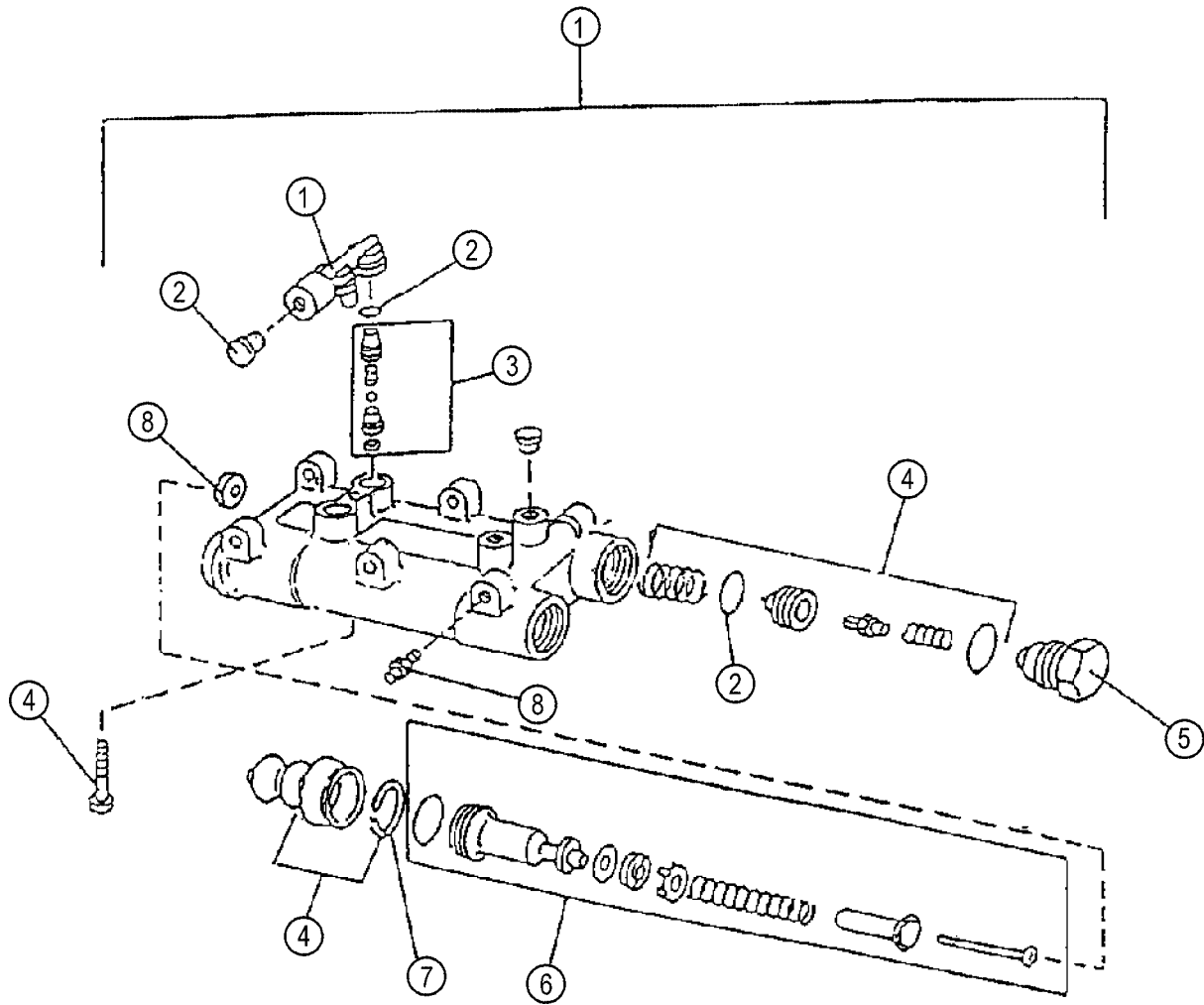


PRIMARY BRAKES

KEY	P/N	DESCRIPTION	USED
1	6007-0243	Pad	2
2	6007-0252	Pedal, R.H.	1
3	6007-0251	Strap	1
4	6007-0250	Spring, flat	1
5	0002-0291	Roll pin, 1/4" x 1"	1
6	6007-0248	Pedal, L.H.	1
7	6007-0249	Seal	2
8	6007-0241	Bushing	4
9	6007-0238	Spring	2
10	6007-0244	Support, R.H.	1
11	0002-0188	Bolt, 3/8" x 4 hex head	2
12	6007-0187	Push rod	2
13	6007-0189	Yoke	2
14	6007-0246	Shaft	1
15	6007-0247	Shaft	1
16	0002-0778	Bolt, M8 x 20 flange	4
17	6007-0245	Support, L.H.	1
18	0002-0779	Bolt, M10 x 20 flange	4
19	6001-0354	Brake, caliper (1996 - 2000)	2
19A	55210	Brake, caliper (2001 - 2002, not shown)	2
20	6001-0586	Repair kit	AR
21	6001-0675	Brake pad (1996 - 2000)	4
21A	55254	Brake pad (2001 - 2002, not shown)	4
22	6005-1021	Brake line, front brake caliper to bulkhead	1
23	6005-1224	Brake line, reservoir to master cylinder	1
24	6005-1120	O-ring	1
25	0002-0756	Nut, M10 - 1.50	1
26	7005-0385	Brake hose, 78" long	1
27	6005-1375	Brake line, bulkhead to rear caliper	1
28	6005-0272	Adjustable elbow, 90°	1
29	6005-1119	Reservoir, brake fluid	1
30	6030-0460	Mounting bracket, reservoir	1
31	6005-1023	Brake line, front	1
32	6005-1022	Brake line, rear	1
33	6005-0039	Straight bulkhead, 4JIC male - 4JIC male, hydraulic fitting	5
34	6005-0917	Brake line, master cylinder to bulkhead, rear (1996)	1
34A	6005-2166	Brake hose, .187 - 3000 (1998 - 2000)	2
35	6005-0918	Brake line, master cylinder to bulkhead, front (1996)	1
35A	6005-2165	Hyd tube master cylinder to hose (1998 - 2000)	2
36	0002-0738	Nut, M10 x 1.50 (1996)	2
36A	0002-0756	Nut, M10 x 1.50 (1998 - 2000)	2
37	6020-0924	Brake light bracket	1
38	6020-0925	Backup plate	1
39	1040-0307	Switch, brake lights	1
40	0002-0522	Nut, 3/8" oval lock	1
41	5500-0007	Brake fluid, DOT-3 (not shown)	AR

E

BRAKE MASTER CYLINDER



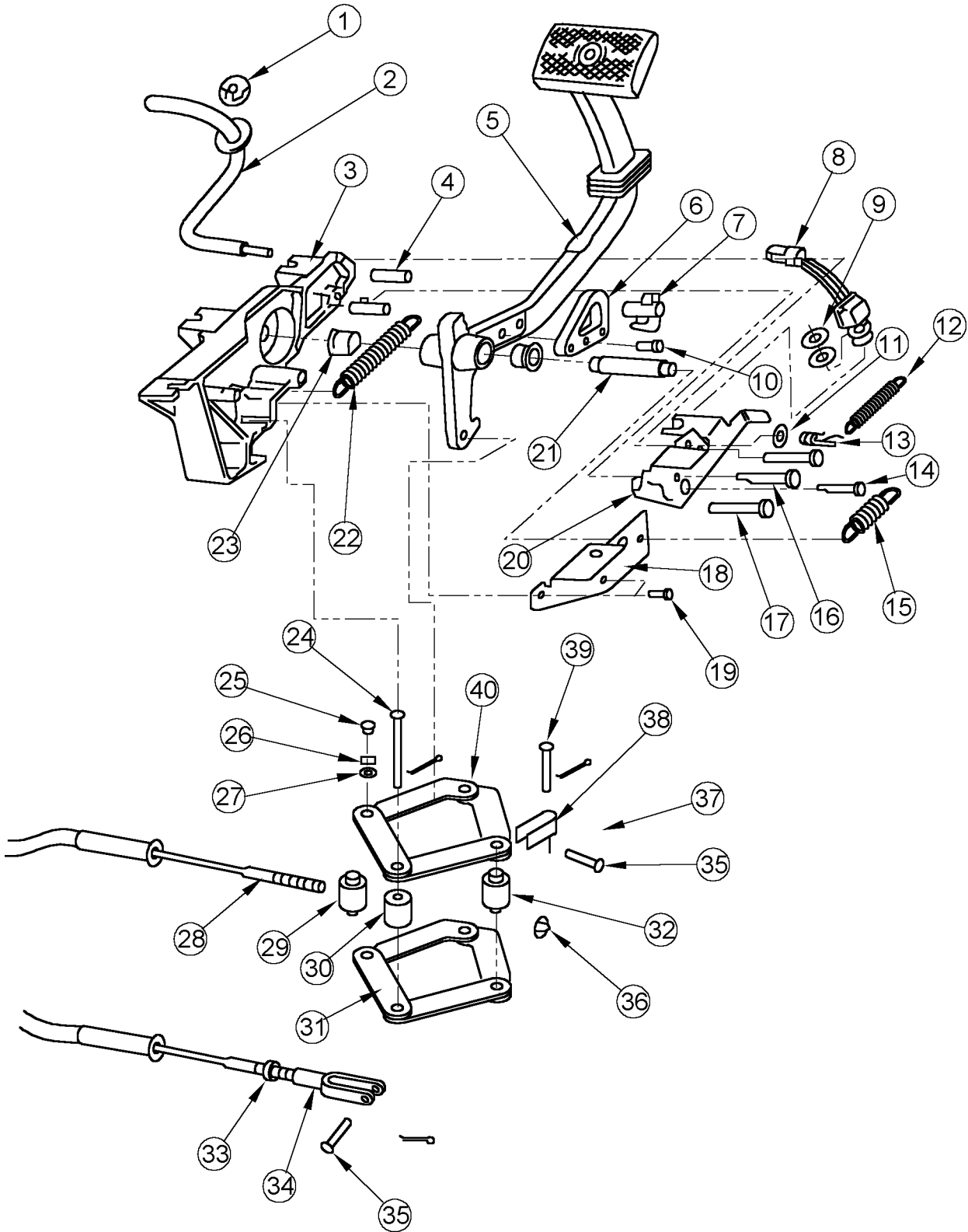
E

BRAKE MASTER CYLINDER

KEY	P/N	DESCRIPTION	USED
1	6005-1175	Connector master cylinder	1
2	6005-1176	Master cylinder kit	1
3	6005-1177	Valve assembly kit	1
4	6005-1178	Spring kit	1
5	6005-1179	Fitting plug	2
6	6005-1180	Piston kit	2
7	6005-1183	Retainer	2
8	6005-1182	Bleed screw	1
9	6005-1181	Master cylinder, John Deere	1
9A	6005-1181	Master cylinder, Carlisle (2001 - 2002, not shown)	2

E

PARKING BRAKE



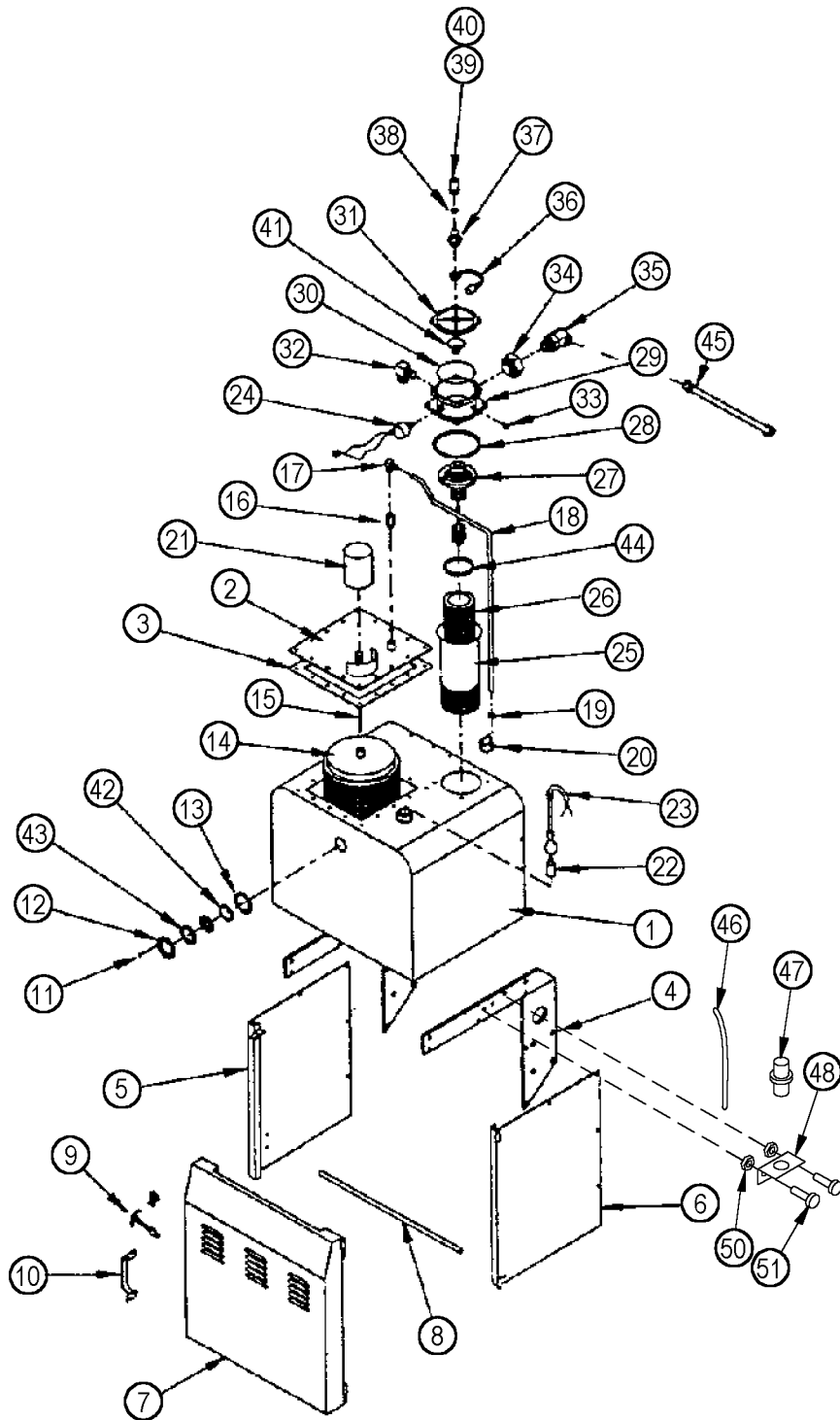
PARKING BRAKE

KEY	P/N	DESCRIPTION	USED
1	6007-0226	Isolator	1
2	6007-0227	Arm	1
3	6007-0228	Frame, parking brake	1
4	6007-0229	Pipe	2
5	6007-0230	Pedal, parking brake	1
6	6007-0231	Ratchet	1
7	6007-0232	Pawl	1
8	6007-0233	Switch	1
9	0002-0794	Washer	2
10	0002-0795	Screw	3
11	0002-0002	Flat washer, 3/8"	1
12	6007-0236	Spring	1
13	6007-0237	Hook	1
14	0002-0796	Bolt, hex head	1
15	6007-0238	Spring	1
16	0002-0797	Bolt, hex head	1
17	0002-0798	Bolt, hex head	2
18	6007-0239	Plate	1
19	0002-0765	Bolt, hex head	2
20	6007-0235	Plate	1
21	6007-0234	Pin	1
22	6007-0240	Spring	1
23	6007-0241	Bushing	2
24	0002-0831	Clevis pin, 3/8" x 2"	1
25	0002-0073	Bolt, 1/4" - 20 x 3/4"	4
26	0002-0043	Washer, 1/4" split lock	4
27	0002-0059	Flat washer, 1/4"	4
28	6030-0095	Brake cable	1
29	6030-0093	Trunnion conduit end	1
30	6030-0094	Spacer, brass	1
31	6030-0091	Link, rear	4
32	6030-0092	Trunnion, cable end	1
33	0002-0388	Nut, 3/8" - 24 hex	1
34	6001-0588	Yoke	1
35	0002-0425	Clevis pin	1
36	0002-0523	Nut, 3/8" - 24 oval lock	1
37	0002-0277	Cotter pin, .125 x 1-1/2"	4
38	6007-0242	Clevis	1
39	0002-0832	Clevis pin, 5/16" x 2-3/4"	1
40	6030-0090	Link, front	4

E

HYDRAULICS

HYDRAULIC TANK GROUP



F

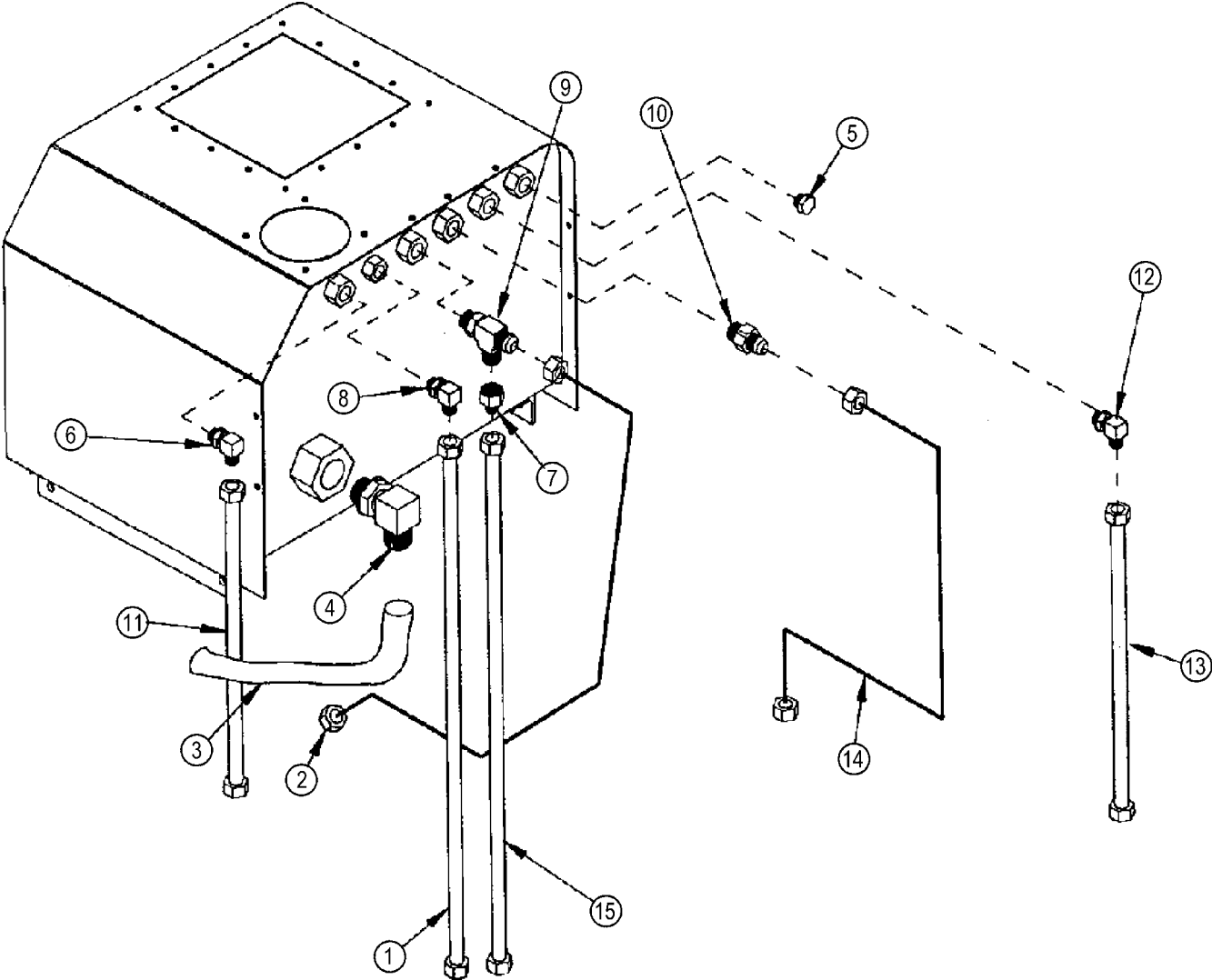
HYDRAULIC TANK GROUP

KEY	P/N	DESCRIPTION	USED
1	6001-1363	Hydraulic tank	1
2	6001-0529	Cover	1
3	6001-0362	Tank gasket	1
4	6001-0539	Tank mounting	2
5	6001-0028	Skirt, rear	1
6	6001-0092	Skirt, front	1
7	6001-1293	Door, pump house	1
8	6001-0292	Spacer rod	1
9	6004-0365	Latch	1
10	0001-0024	Handle	1
11	0002-0543	Bolt, #10 - 32 x 3/4" socket head	4
12	6000-0064	Sight gauge complete	1
13	6001-0607	Sight gauge gasket	1
14	6005-0312	Suction filter	1
15	6001-0635	Pipe handle, 8"	1
16	6005-0324	Check valve, #8	1
17	6005-0062	Adjustable elbow, 90°	1
18	7005-0165	Drop tube, #8	1
19	1040-0055	Grommet, 1/2" I.D.	1
20	6001-0688	Grommet mounting angle	1
21	1013-0268	Breather filter	1
22	1040-0075	Oil level sender	1
23	6001-0532	Sensor tube	1
24	6000-0217	Filter pressure switch	1
25	6005-0339	Filter tube	1
26	6005-1276	Oil filter element	1
27	6005-0428	Oil filter holder w/magnet	1
28	6005-0363	O-ring filter housing	1
29	6005-0365	Filter housing	1
30	6005-0362	O-ring cover	1
31	6005-0690	Filter cover	1
32	6005-0033	Elbow 90°, 4 JIC male - 4 NPT male, hydraulic fitting	1
33	1013-0397	Plug, 1/4" NPT	1
34	6005-0275	Straight adapter, 16 ORB female - 24 ORB male, hydraulic fitting	1
35	6005-1145	Elbow 45°, 16 JIC female - 16 ORB male, hydraulic fitting	1
36	6005-0410	Dust cap	1
37	6005-0053	Straight adapter, 8 JIC male - 12 ORB male, hydraulic fitting	1
38	6005-0327	O-ring, #8	1
39	6005-0405	Quick coupling, male #8	1
40	6005-1458	Seal kit for quick coupling	AR
41	6005-1365	Spring, 26 psi	1
42	6005-0793	Gasket	1
43	6001-0922	Gasket	1
44	6005-1097	O-ring	1
45	7005-0036	Hydraulic hose, 1" 16 JICF - 16 JICF x 96"	1
46	7005-0373	Hydraulic hose, 8 FJ 90 - 8 FJ	1
47	6005-0041	Bulkhead, 8 MJIC - 8 MJIC	1
48	6030-1215	Bracket for fill hose	1
49	6008-0162	Hood latch	1
50	0002-0247	Nut, serrated flanged, 1/16" -18	2
51	0002-0087	Bolt, 5/16" -18 x 1-1/4" grade 5	2

F

HYDRAULIC TANK RETURN LINES

F



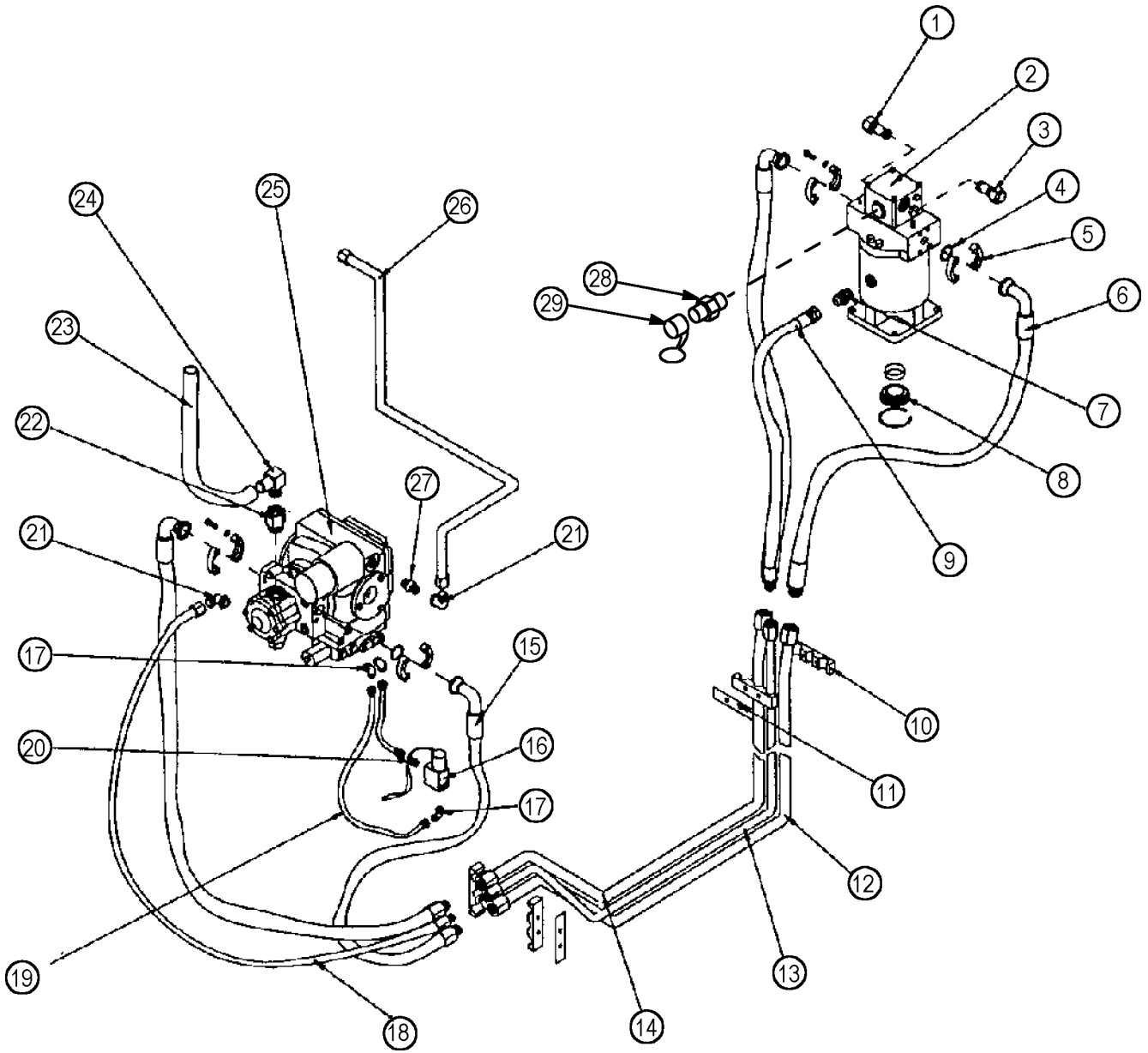
HYDRAULIC TANK RETURN LINES

KEY	P/N	DESCRIPTION	USED
1	6005-0206	Hydraulic hose, .50" 8 JICF - 8 JICF (pressure comp pump-case drain)	1
2	6005-0156	Hydraulic tube, case drain (single fan)	1
	6005-1262	Hydraulic tube, case drain (independent speed fan)	1
3	7005-0445	Suction hose, steering pump	1
4	6005-1004	90° hose barb, 1.5 - 20 ORBM, hydraulic fitting	1
5	6005-0336	Plug, #12 ORBM, hydraulic fitting	1
6	6005-0076	90° adjustable elbow, 12 ORBM - 10 JICM, hydraulic fitting	1
7	6005-0085	Reducer, 12 JICF - 8 JICM, hydraulic fitting	2
8	6005-0718	90° adjustable elbow, 10 ORBM - 8 JICM, hydraulic fitting	1
9	6005-0070	Tee, 12 JICM - 12 JICM - 12 ORBM, hydraulic fitting	1
10	6005-0049	Straight connector, 12 JICM - 12 ORBM, hydraulic fitting (single fan drive)	1
11	6005-2119	Hydraulic hose, .5" 3000 psi	1
12	6005-0063	90° adjustable elbow, 12 ORBM - 12 JICM, hydraulic fitting (no pre-cleaners)	1
13	6005-0766	Hydraulic hose, .75" x 44" 12 JICF - 12 JICF (manifold block to tank)	1
14	6005-1044	Hydraulic tube, header drive pump case drain	1
15	6005-0872	Hydraulic hose, .5" x 96" 8 JICF - 8 JICF (float block case drain)	1

F

FAN DRIVE HYDRAULICS (Single Motor Option)

F

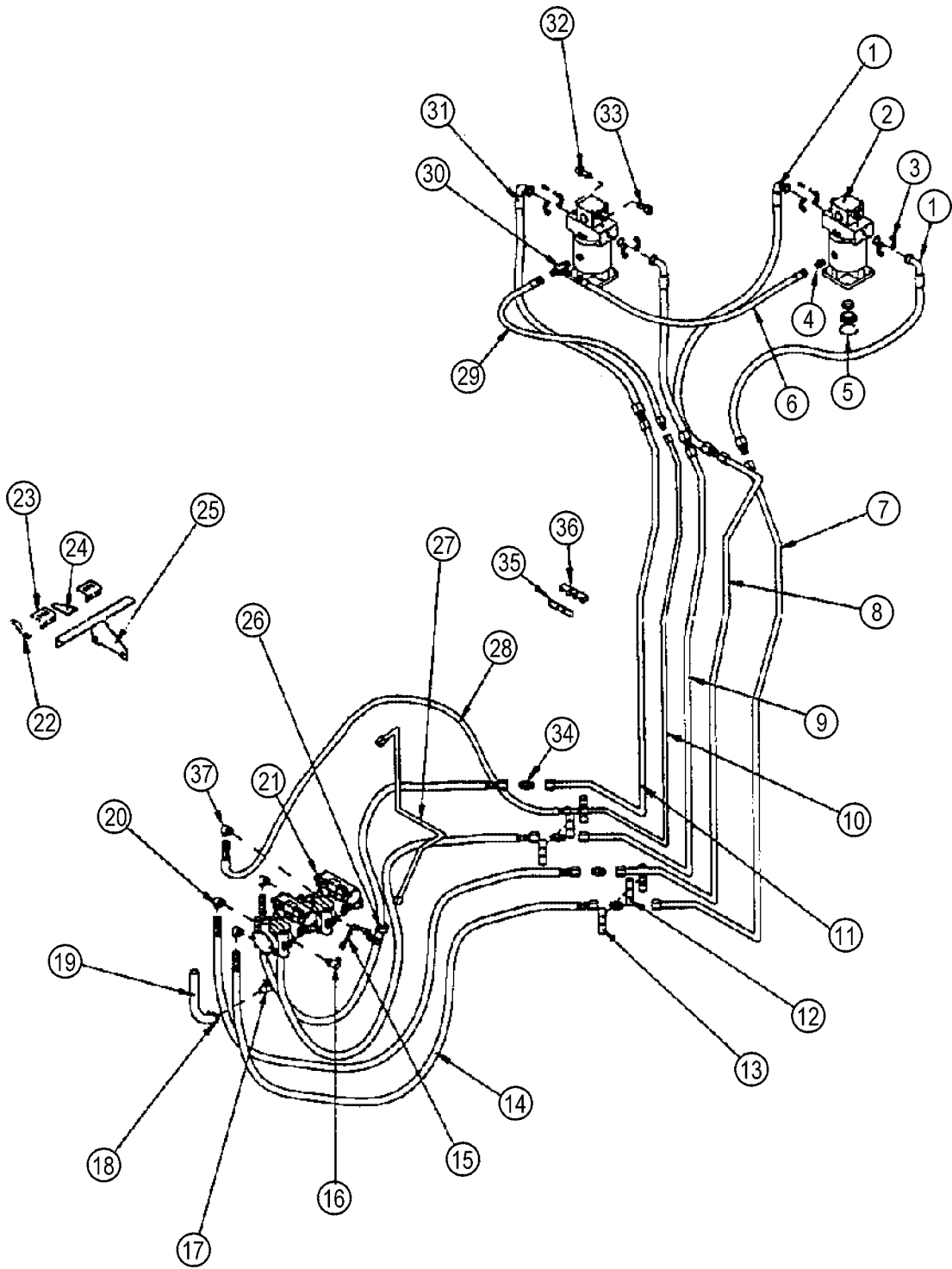


**FAN DRIVE HYDRAULICS
(Single Motor Option)**

KEY	P/N	DESCRIPTION	USED
1	6005-0387	Hydraulic relief cartridge, 280 psi	1
2	6020-0165	Hydraulic motor, model 54	1
3	6005-1086	Hydraulic relief cartridge, 5000 psi	1
4	6005-0337	O-ring for code 61 flange	4
5	6005-0026	Flange clamp, code 61, hydraulic fitting	2
6	6005-0246	Hydraulic hose, 1" x 38" - 5000 psi	2
7	6005-0049	Straight connector, 12 JICM - 12 ORBM, hydraulic fitting	1
8	6005-0390	Hydraulic seal kit	1
9	6005-0245	Hydraulic hose, 3/4" x 38" - 1250 psi	1
10	1027-0081	Hydraulic tube clamp half	4
11	6020-0629	Reinforcing flat	2
12	6005-2467	Hydraulic tube, return	1
13	6005-2466	Hydraulic tube, case drain	1
14	6005-2465	Hydraulic tube, pressure	1
15	6005-1447	Hydraulic hose, 1" x 94" - 5000 psi	2
16	7005-0465	Hydraulic solenoid	1
17	6005-0104	90° elbow, 6 JICM - 6 ORBM, hydraulic fitting	3
18	7005-0392	Hydraulic hose, .75" x 90" - 4000 psi	1
19	7005-0035	Hydraulic hose, .25" x 18" - 3000 psi	2
20	6005-0040	Bulkhead, 6 JICM - 6 JICM, hydraulic fitting	1
21	6005-0063	90° elbow, 12 JICM - 12 ORBM, hydraulic fitting	2
22	6005-0653	Straight connector, 16 JICM - 12 ORBF, hydraulic fitting	1
23	6005-1049	Suction hose, 1" x 17.50"	1
24	6005-0790	90° elbow, 12 ORBM - 1" hose barb, hydraulic fitting	1
25	6020-0163	Hydraulic pump, model 46	1
26	6005-0156	Hydraulic tube, case drain	1
27	6001-0390	Control handle (modified)	1
28	41100	Fitting, -4 ORB, quick coupler	4
29	40795	Fitting, dust cover	4

F

FAN DRIVE HYDRAULICS
(Independent Fan Speed Option)



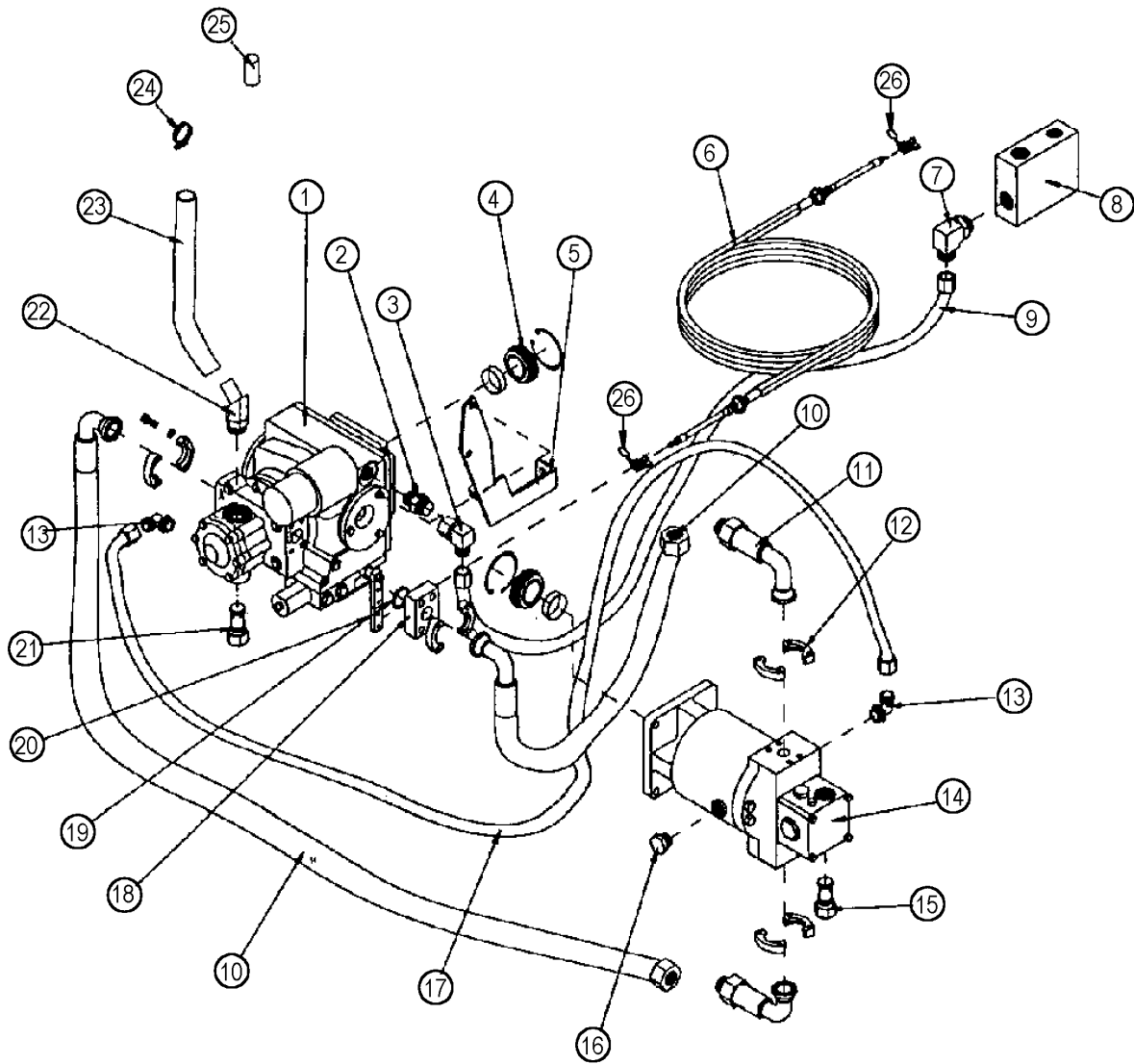
F

FAN DRIVE HYDRAULICS
(Independent Fan Speed Option)

KEY	P/N	DESCRIPTION	USED
1	7005-0247	Hydraulic hose, 1" x 41" - 4000 psi	2
2	6005-1601	Hydraulic motor, model	2
3	6005-0026	Flange clamp, code 61, hydraulic fitting	2
4	6005-0049	Straight, 12 JICM - 12 ORBM, hydraulic fitting	1
5	6005-0390	Hydraulic seal kit	AR
6	6005-0242	Hydraulic hose, .75" x 36" - 1250 psi	1
7	6005-1638	Hydraulic tube, pressure (independent fan drive)	1
8	6005-1639	Hydraulic tube, return (independent fan drive)	1
9	6005-2467	Hydraulic tube, return (single fan drive)	1
10	6005-2466	Hydraulic tube, case drain	1
11	6005-2465	Hydraulic tube, pressure (single fan drive)	1
12	1027-0081	Hydraulic tube clamp	8
13	6020-0629	Reinforcing flat	2
14	7005-0188	Hydraulic hose, 1" x 90" 16 JICF - 16 ICF, 4000 psi	4
15	6005-1046	Hydraulic tube, tandem pump change	1
16	6005-0062	90° elbow, 8 JICM - 8 ORBM, hydraulic fitting	2
17	6005-0057	90° elbow, 16 ORBM - 1" Barb, hydraulic fitting	1
18	1013-0395	Hose clamp	2
19	6005-1050	Suction hose	1
20	6005-0274	90° elbow, 16 JICM - 16 ORBM, hydraulic fitting	4
21	6005-1217	Hydraulic pump, tandem	1
22	6003-0448	Linkage	1
23	6003-0449	Actuator mount	2
24	6003-0502	Lever	1
25	6003-0506	Bracket, actuator	1
26	6005-0716	90° elbow, 12 JICM - 12 JICF, hydraulic fitting	1
27	6005-1262	Hydraulic tube, case drain	1
28	7005-0392	Hydraulic hose, .75" x 90" - 1250 psi	1
29	6005-0245	Hydraulic hose, .75" x 38" - 1250 psi	1
30	6005-0070	Tee, 12 JICM - 12 JICM - 12 ORBM, hydraulic fitting	1
31	6005-0246	Hydraulic hose, 1" x 36" - 5000 psi	2
32	6005-0387	Relief cartridge, 280 psi	2
33	6005-0391	Relief cartridge, 4000 psi	2
34	6005-0108	Tube union, #16 JICM, hydraulic fitting	4
35	6020-0635	Reinforcing flat	4
36	1027-0009	UHMW clamp	4
37	6005-0063	90° elbow, 12 ORBM - 12 JICM, hydraulic fitting	1
	6005-0049	Straight connector, 12 JICM - 12 ORBM, hydraulic fitting	1

F

GROUND DRIVE
(1996 - 2000)



F

**GROUND DRIVE
(1996 - 2000)**

KEY	P/N	DESCRIPTION	USED
1	7005-0428	Hydraulic pump, model 64	1
2	6005-0051	Straight, 16 JICM - 12 ORBM, hydraulic fitting	1
3	6005-0538	90° elbow, 16 JICM - 16 JICF, hydraulic fitting	1
4	6005-0390	Hydraulic seal kit	AR
5	6020-0671	Bracket, cable	1
6	6030-0471	Cable	1
7	6005-0274	90° elbow, 16 JICM - 16 ORBM, hydraulic fitting	1
8	6005-1603	Case drain relief block (1996 - 2001)	1
8A	6005-1687	Hydraulic return manifold (2002)	1
9	6005-0218	Hydraulic hose, 1" x 50" - 1000 psi	1
10	7005-0396	Hydraulic hose, 1" x 107" - 6000 psi	2
11	6005-0681	Flange head adapter, type PA	2
12	6005-0682	Flange kit, code 62	4
13	6005-0063	90° elbow, 12 JICM - 12 ORBM, hydraulic fitting	2
14	7005-0429	Hydraulic motor, model 64	1
15	6005-1441	Relief cartridge - 5500 psi	1
16	6005-0336	Plug, 12 ORB	1
17	6005-0227	Hydraulic hose, .75" x 84" - 1250 psi	1
18	6005-0724	Port adapter, code 62	1
19	6005-0337	O-ring	4
20	6001-0390	Arm, cable	1
21	6005-0386	Relief cartridge - 220 psi	1
22	6005-0082	45° elbow, 16 ORBM - 1" hose barb, hydraulic fitting	1
23	6005-1050	Suction hose	1
24	1013-0395	Hose clamp	2
25	6005-1772	Suction hose plug, 1"	AR
26	6001-0350	Rod end	2

F

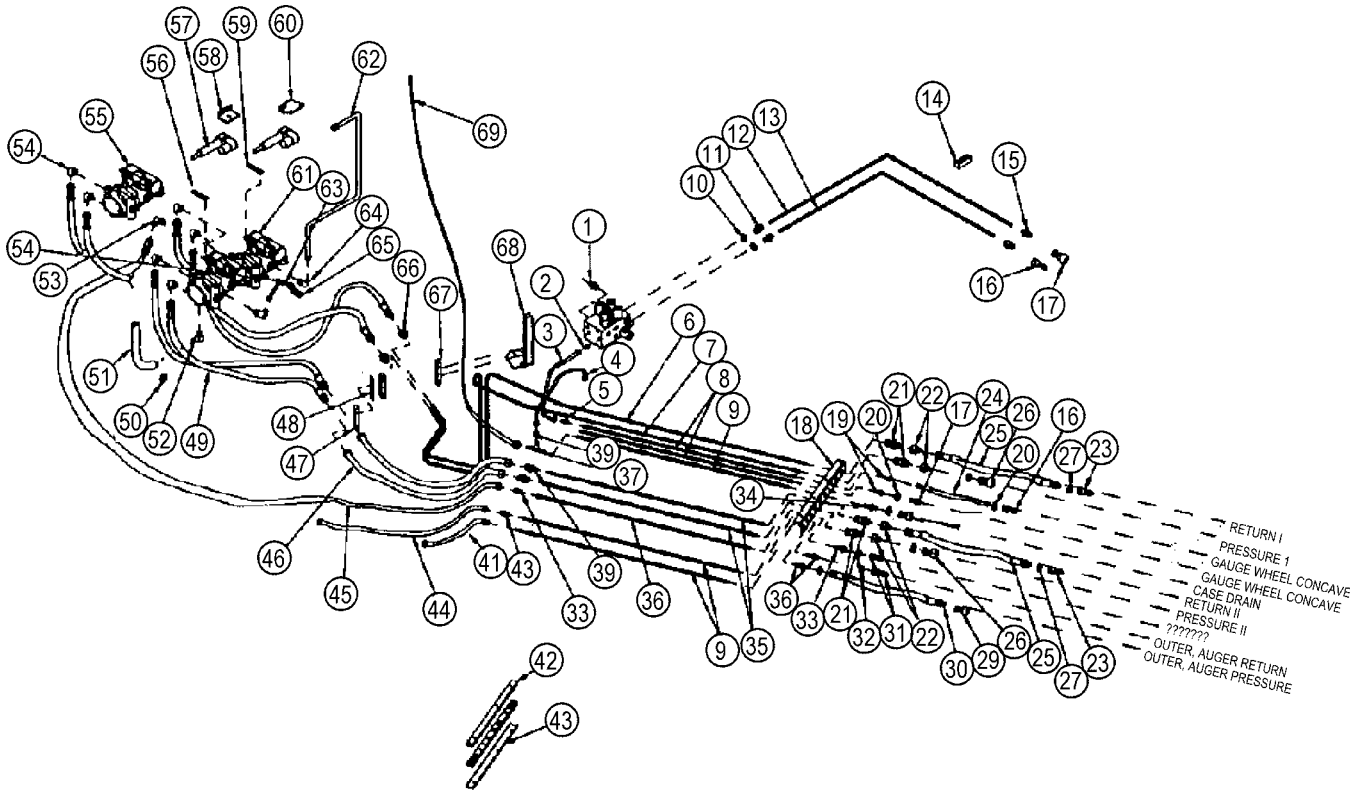
**GROUND DRIVE
(2001 - 2002)**

KEY	P/N	DESCRIPTION	USED
1	7005-0428	Hydraulic Pump	1
2	48243	Valve, charge pressure relief, 340 psi	1
3	6005-0064	90° elbow, 6 JICM - 4 ORBM	1
4	41337	Quick coupler, -6 JIC	1
5	40795	Cap, dust	1
6	47731	Manifold, 6500 psi	1
7	311580	Spacer	1
8	0002-0112	Hex head capscrew, 3/8" x 1-1/2"	4
9	0002-0261	Lockwasher, 3/8" split	4
10	6005-0266	Straight connector, 16 JICM - 16 ORBM	4
11	7005-0396	Hose, 1" SAE, -16 JIC straight female to -16 JIC 90° female, 107" long	2
12	6005-0682	Flange kit	2
13	6005-0724	Port adapter	1
14	6005-0337	O-ring	1
15	47674	Motor, pressure comp piston	1
16	6005-0082	Hydraulic fitting, 45° barb 16 ORBM to 1.0" hose	1
17	6005-0066	90° elbow, 12 JICM - 16 ORBM	1
18	6005-0243	Hose, 3/4" SAE, -12 JIC straight female to -12 ORFS 90° straight female, 90" long	1
19	6005-0063	90° elbow, 12 JICM -12 ORBM	1
20	47707	Valve, transmission shift	1
21	6005-0047	Straight connector, 6 JICM - 6 ORBM	1
22	47748	Hose assembly, 1/4" SAE, -6 straight female to -6 straight female, 94" long	1
23	6005-0264	Swivel tee, -6 JICM	1
24	41337	Quick coupler, -6 JIC	1
25	40795	Dust cap	1
26	6005-0265	Straight connector, -6 JICM - 10 ORBM	1
27	6005-0682	Flange clamp	2
28	6005-2034	Hose, 1" SAE, -16 JIC straight female to -16 JIC 90° straight female, 62" long	2

F

HEADER DRIVE

F



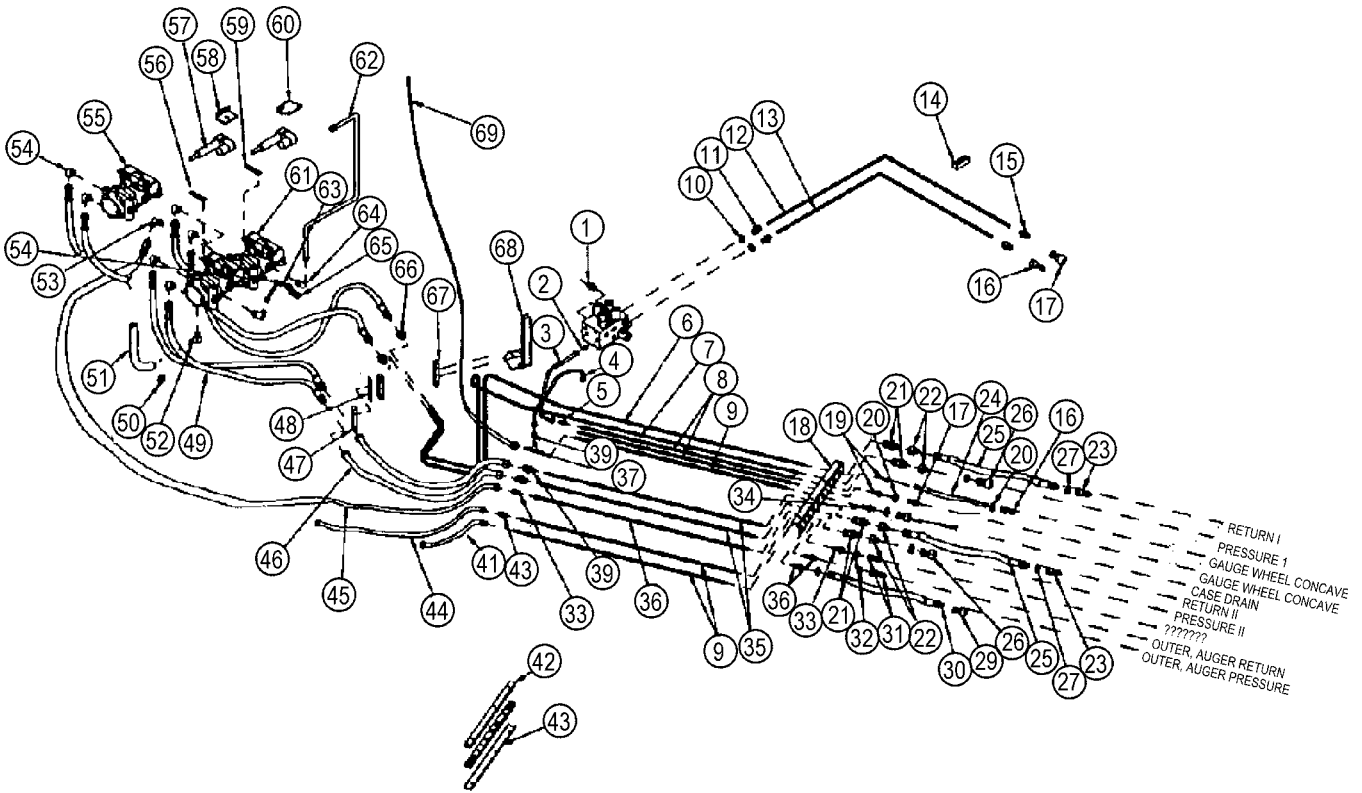
HEADER DRIVE

KEY	P/N	DESCRIPTION	USED
1	6005-0050	Straight, 12 JICM - 16 ORBM, hydraulic fitting	1
2	6005-0047	Straight, 6 JICM - 6 ORBM, hydraulic fitting	1
3	7005-0387	Hydraulic hose, .25" x 86" - 2750 psi	2
4	7005-0222	Hydraulic hose, .25" x 36" - 2750 psi	1
5	6005-0498	Union, 6 JICM, hydraulic fitting	2
6	6005-1620	Hydraulic tube, pressure header	1
7	6005-1621	Hydraulic tube, return header	1
8	6005-1622	Hydraulic tube	2
9	6005-1345	Hydraulic tube	4
10	6005-0326	O-ring	2
11	6005-0047	Straight connector, 6 JICM - 6 ORBM, hydraulic fitting	2
12	6005-1628	Hydraulic tube, pressure CP adjustable window	1
13	6005-1629	Hydraulic tube, return CP adjustable window	1
14	1027-0165	UHMW tube clamp	2
15	6005-0040	Bulkhead, 6 JICM, hydraulic fitting	2
16	6005-1456	Quick disconnect nipple, #6	1
17	6005-1457	Quick disconnect coupler, #6	1
18	6030-0632	Bulkhead	1
19	6005-0040	Bulkhead, 6 JICM - 6 JICM, hydraulic fitting	2
20	6005-0326	O-ring, #6	3
21	6005-0078	Bulkhead, 16 JICM - 16 JICM, hydraulic fitting	4
22	6005-0262	Reducer, 16 JICF - 12 JICM, hydraulic fitting	4
23	6005-1462	Coupler, quick disconnect, #12 male	2
24	7005-0448	Hydraulic hose, .25" x 90" - 2750 psi	1
25	6005-1490	Hydraulic hose, .75" x 115" - 4000 psi	2
26	6005-1463	Coupler, quick disconnect, #12 female	2
27	6005-0329	O-ring, #12	4
28	6005-1461	Coupler, quick disconnect, #10 - 10 ORBF	1
29	6005-1461	Coupler, quick disconnect, #10 female	2
30	6005-1317	Hydraulic hose, .50" x 124" - 2500 psi	1
31	6005-1460	Coupler, quick disconnect, #10 male	2
32	6005-0328	O-ring, #10	4
33	6005-0102	Tube union, #12 JICM, hydraulic fitting	2
34	6005-0198	Bulkhead, 10 JICM - 10 JICM, hydraulic fitting	4
35	6005-1633	Hydraulic tube, pressure/return tandem pump	2
36	6005-1901	Hydraulic tube, 3/4"	1
37	6005-0423	Tee, 10 JICM - 10 JICM - 10 JICM, hydraulic fitting	1
38	6005-0555	Reducer, 10 JICF - 6 JICM, hydraulic fitting	1
39	6005-1643	Union, 12 JICM - 16 JICM, hydraulic fitting	2
40	6005-0419	Union, 10 JICM - 10 JICM, hydraulic fitting	2
41	6005-0754	Hydraulic hose, .5" x 24.5" - 3500 psi	1
42	1027-0156	Clamp, hydraulic tubes	4
43	6030-0633	Support channel	2
44	7005-0444	Hydraulic hose, .5" x 159" - 3500 psi	1
45	6005-1078	Hydraulic hose, .5" x 186" - 3500 psi	1
46	6005-1057	Hydraulic hose, .75" x 80" - 4000 psi	2
47	1027-0166	Clamp, hydraulic tubes	2
48	6020-0635	Reinforcing flat	2
49	7005-0395	Hydraulic hose, .75" x 105" - 4000 psi	4
50	1013-0395	Hose clamp	2
51	6005-1049	Suction line	1
52	6005-0057	90° elbow, 16 ORBM - 1" hose barb, hydraulic fitting	1
53	6005-0063	90° adjustable elbow, 12 JICM - 12 ORBM, hydraulic fitting	1
54	6005-0066	90° elbow, 12 JICM - 16 ORBM, hydraulic fitting (single)	2
	6005-0066	90° elbow, 12 JICM - 16 ORBM, hydraulic fitting (tandem)	4

F

HEADER DRIVE
(continued)

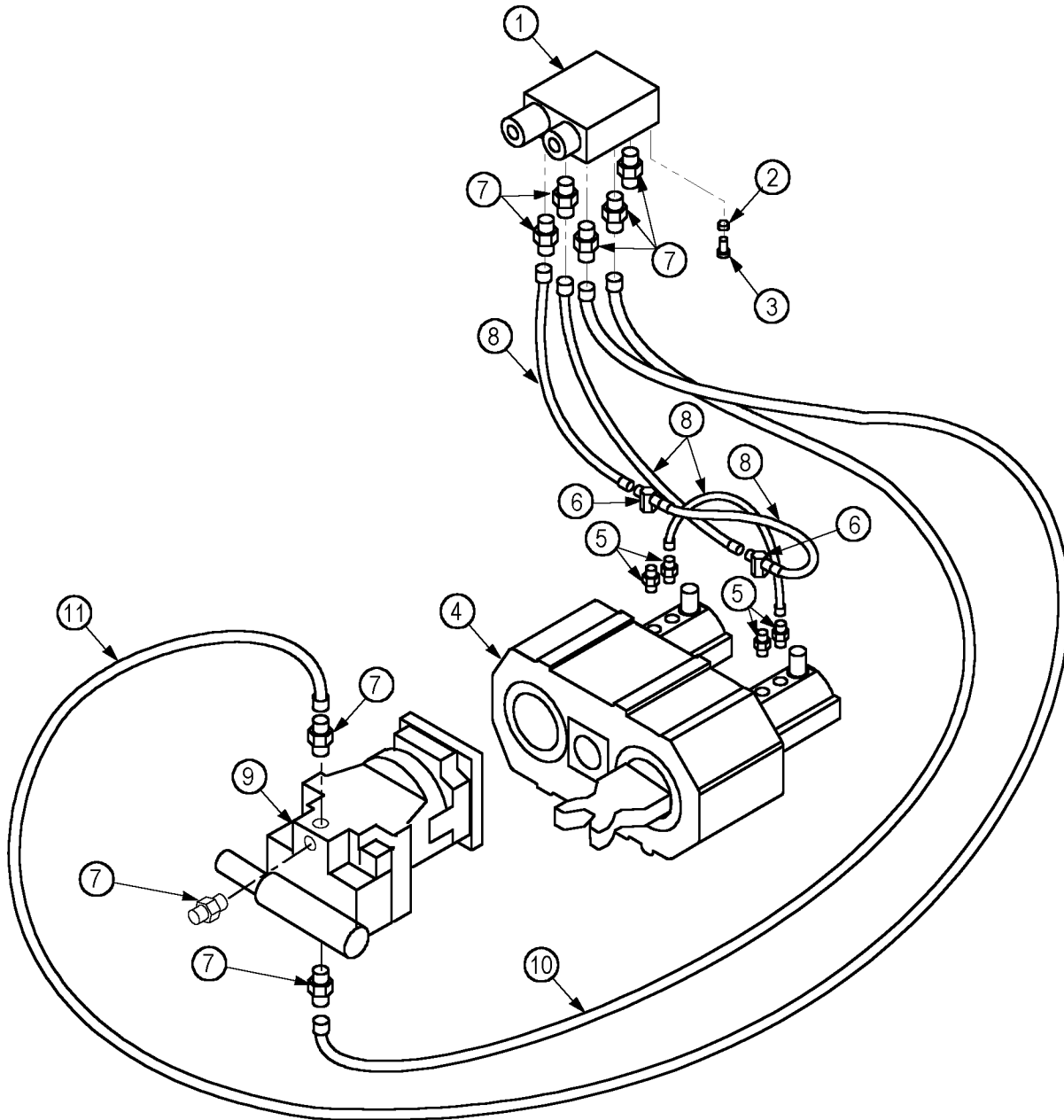
F



HEADER DRIVE
(continued)

KEY	P/N	DESCRIPTION	USED
55	6030-0333	Hydraulic pump, 2.48 (single)	1
56	6003-0448	Linkage	1
57	6010-0430	Actuator, linear, #75	2
58	6003-0449	Actuator, mount	1
59	6003-0445	Actuator, lever	1
60	6020-0211	Actuator mounting angle, L.H.	1
61	6005-1017	Hydraulic pump, 2.48 (tandem)	1
62	6005-1044	Hydraulic tube, case drain (tandem pump)	1
63	6005-1046	Hydraulic tube, tandem pump charge	1
64	6005-0063	90° elbow, 12 JICM - 12 ORBF, hydraulic fitting	1
65	6005-0062	90° elbow, 8 JICM - 8 ORBM, hydraulic fitting	2
66	6005-1644	Reducer, 12 JICF - 16 JICM, hydraulic fitting	2
67	1027-0167	Clamp, hydraulic tubes	2
68	6020-0212	Mounting, hydraulic tubes	1
69	6005-2119	Hydraulic hose, .50" x 160", 10 JICF - 10 JICF	1

SHIFT VALVE
(2001-2002)

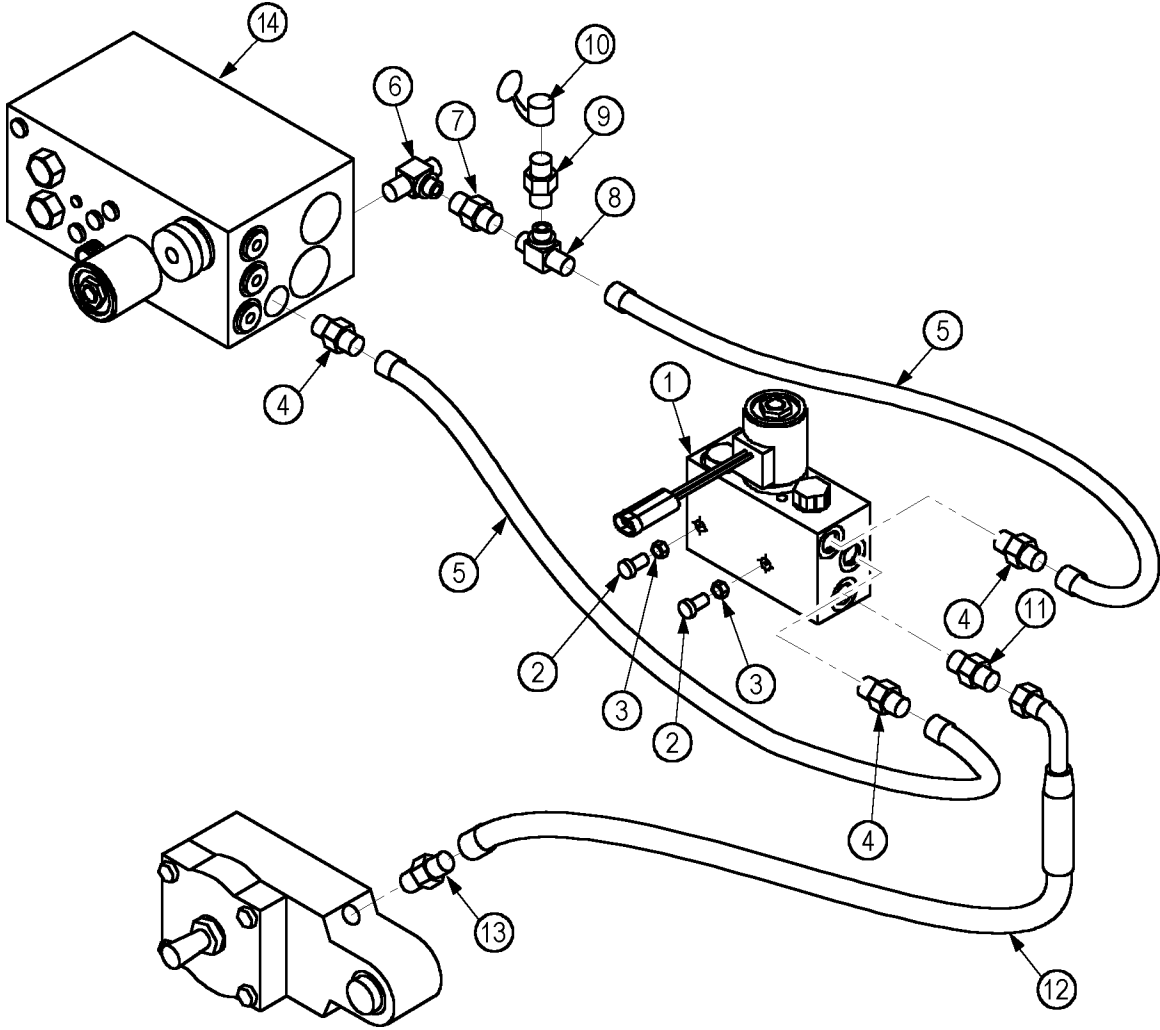


F

SHIFT VALVE
(2001 - 2002)

KEY	P/N	DESCRIPTION	USED
1	47707	Valve, transmission shift	1
2	0002-0247	Nut, 5/16"-18 serrated flanged	4
3	0002-0089	Hex head capscrew, 5/16"-18 x 2-1/2"	4
4	55202	Transmission, Dana 2 spd 360/60	1
5	45975	Straight adaptor, -14 SAE O-ring to -6 SAE (includes O-ring)	4
6	6005-0264	Swivel tee, -6 JIC	2
7	6005-0047	Straight connector, -6 JICM to -6 ORBM (includes O-ring)	5
8	47756	Hose assembly, 3/8" SAE, -6 straight female swivel to -6 90° straight female swivel, 16" long	4
9	47674	Motor, pressure comp piston	1
10	47754	Hose assembly, 3/8" SAE, -6 straight female swivel to -6 90° straight female swivel, 34" long	1
11	47753	Hose assembly, 3/8" SAE, -6 straight female swivel to -6 90° straight female swivel, 30" long	1

BRAKE VALVE
(2001-2002)

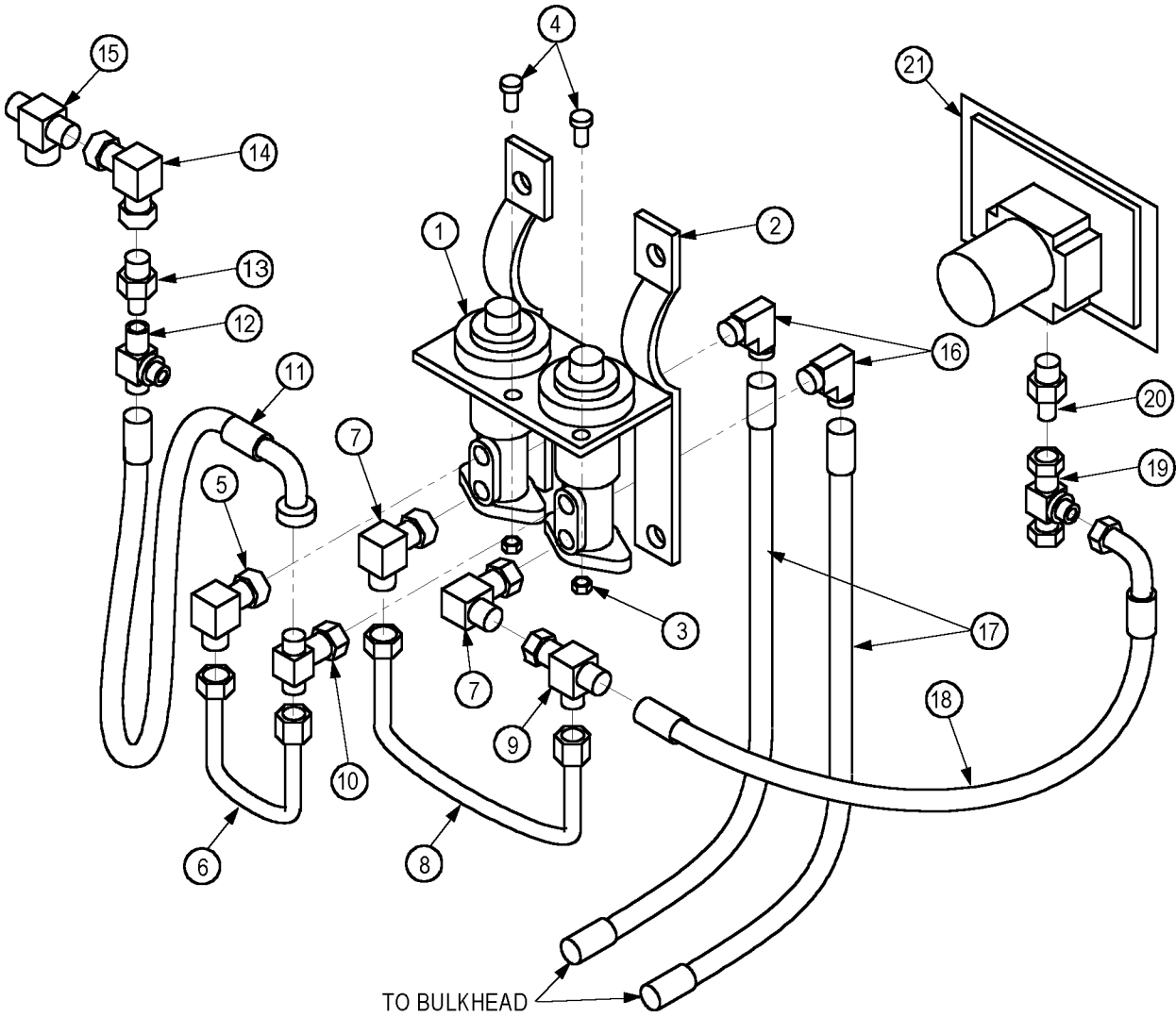


F

BRAKE VALVE
(2001 - 2002)

KEY	P/N	DESCRIPTION	USED
1	47695	Valve, park brake	1
2	0002-0089	Hex head capscrew, 5-16" - 18 x 2-5/16"	4
3	0002-0247	Nut, 5/16"-18 serrated flanged	4
4	6005-0047	Straight connector, -6JICM to -6 ORBM (includes O-ring)	3
5	47747	Hose assembly, 1/4" SAE 100R17 hose, -6 straight female to -6 straight female, 24" long	2
6	6005-0077	Swivel tee, -12 JICM	1
7	6005-0559	Reducer, -12 JICF to -6 JICM	1
8	6005-0422	Swivel tee, -6 JIC	1
9	41337	Quick coupler, -6 JIC	1
10	40795	Dust cap	1
11	6005-0047	Straight connector, -6JICM to -6 ORBM (includes O-ring)	1
12	47755	Hose assembly, 3/8" SAE 100R17 hose, -6 straight female to -6 90° straight female, 143" long	1
13	6005-0072	Straight connector, -6 JICM to -4 ORBM (includes O-ring)	1
-	6001-0668	Cable Tie, 9/64" x 6"	AR
14	6005-2158	Float block assembly	

MASTER CYLINDER
(2001-2002)



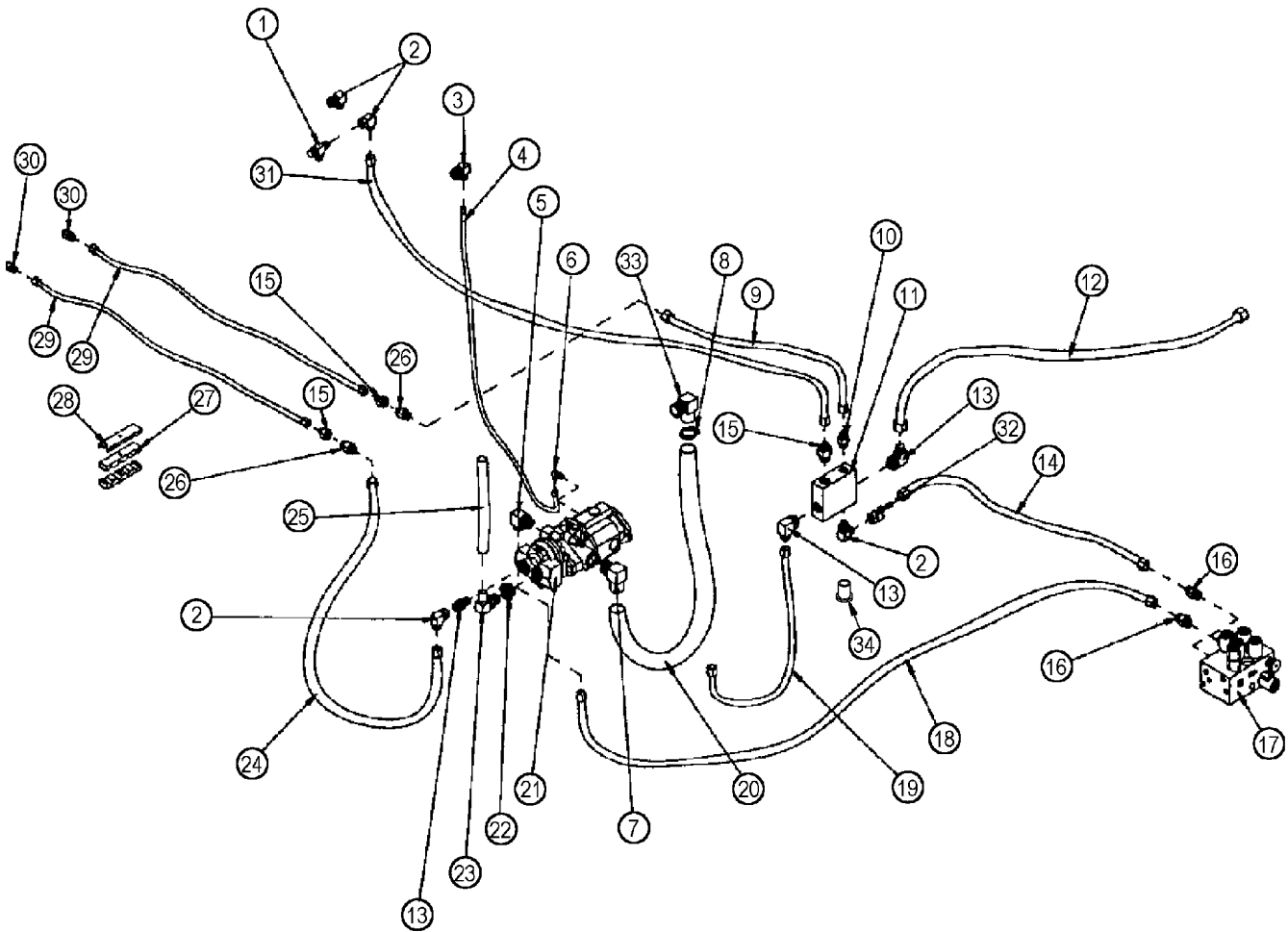
F

MASTER CYLINDER
(2001 - 2002)

KEY	P/N	DESCRIPTION	USED
1	47694	Valve, brake control, Carlisle	2
2	37202	Mount assembly, service brake valves	1
3	0002-0247	Nut, 5/16"-18serrated flanged	4
4	0002-0055	Hex head capscrew, 5/16"-18 x 1"	4
5	46233	90° elbow, -6 SAE male to -6 SAE female	1
6	44349	Tube assembly, service brake return jumper	1
7	46312	90° elbow, -6 SAE male to -6 SAE O-ring male (includes O-ring)	2
8	43946	Tube assembly, brake valve service brakes	1
9	46249	Swivel run tee, -6 ORFS	1
10	46257	Swivel branch tee, -6 ORFS	1
11	47751	Hose assembly, 3/8" SAE 100R17, -6 straight female to -6 ORFS 90° female, 252" long	1
12	6005-0422	Swivel tee, -6 JICM	1
13	6005-0559	Reducer, -12 JIC female to -6 JIC male	1
14	6005-0716	90° swivel elbow, -12 JIC male to -12 JIC female	1
15	6005-0070	Tee, -12 JIC male to -12 O-ring male (includes O-ring)	1
16	6005-0272	90° elbow, -4 JIC male to -4 O-ring male (includes O-ring)	2
17	47750	Hose assembly, 1/4" SAE 100R17 hose, -4 straight female to -4 straight female, 17-1/5" long	2
18	47752	Hose assembly, 3/8" SAE 100R17 hose, -6 ORFS straight female to -6 90° straight female, 19" long	1
19	6005-0061	Swivel tee, -8 JIC male to -8 JIC female	1
20	6005-0028	Reducer, -8 JIC female to -8 JIC male	1

F

STEERING/AUXILIARY PUMPS



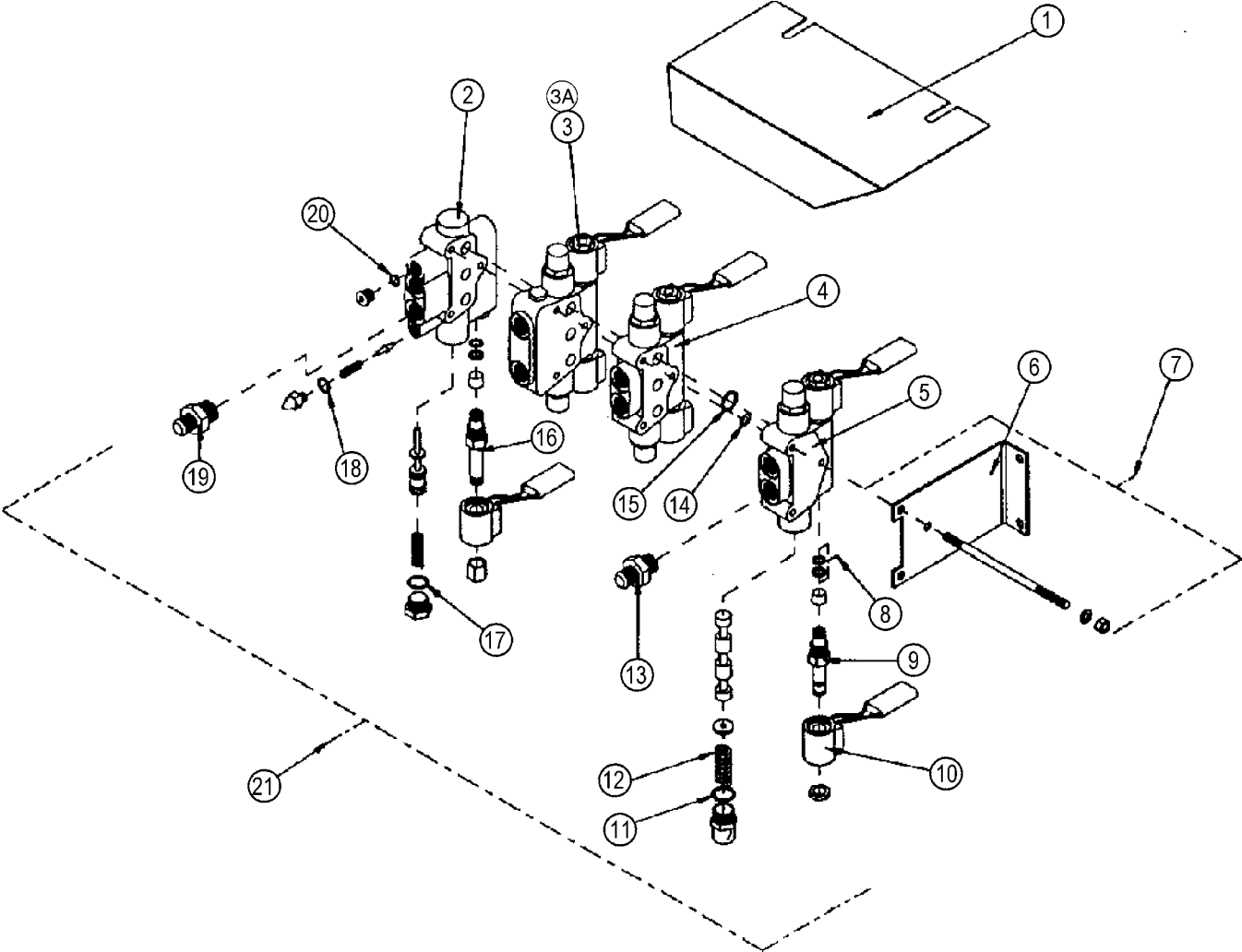
F

STEERING/AUXILIARY PUMPS

KEY	P/N	DESCRIPTION	USED
1	6005-0070	Tee, 12 JICM - 12 JICM - 12 ORBM, hydraulic fitting	1
2	6005-0716	90° elbow, 12 JICM - 12 JICM, hydraulic fitting (tan) (1996)	1
2A	6005-0063	90° elbow, 12 JICM - 12 ORBM, hydraulic fitting (sn) (1998 - 2002, not shown)	2
3	6005-0718	90° elbow, 8 JICM - 10 ORBM, hydraulic fitting	1
4	6005-0206	Hydraulic hose, .5" x 84" - 2500 psi	1
5	6005-0066	90° elbow, 12 JICM - 16 ORBM, hydraulic fitting	1
6	6005-1535	90° elbow, 8 JICM - 6 ORBM, hydraulic fitting	1
7	6005-1004	90° elbow, 1.5" hose - 20 ORBM, hydraulic fitting	1
8	1013-0396	Hose clamp	2
9	6005-0220	Hydraulic hose, .75" x 54" - 2250 psi	1
10	6005-0049	Straight, 12 JICM - 12 ORBM, hydraulic fitting	1
11	6005-1687	Case drain, relief block	1
12	6005-0575	Hydraulic hose, 1" x 66" - 1000 psi	1
13	6005-0274	90° elbow, 16 JICM - 16 ORBM, hydraulic fitting	2
14	6005-0242	Hydraulic hose, .75" x 36" - 1250 psi	1
15	6005-0029	Reducer, 10 JICM - 12 JICF, hydraulic fitting	2
16	6005-0050	Straight, 12 JICM - 16 ORBF, hydraulic fitting	3
17	6005-1655	Float block assembly (1996)	1
17A	6005-2158	Float block assembly, (1998 - 2002, not shown)	1
18	6005-1057	Hydraulic hose, .75" x 80" - 4000 psi	1
19	6005-0218	Hydraulic hose, 1" x 50" - 1000 psi	1
20	7005-0445	Suction hose	1
21	6005-1847	Steering/Auxiliary pump assembly	1
	6005-1618	Pressure compensated pump	1
	6005-1246	Hydraulic pump, gear type	1
	6005-1247	Mounting kit	1
	6005-1504	Shaft seal for pressure compensated pump	AR
22	6005-0093	Bushing, 16 ORBF, hydraulic fitting	1
23	6005-0057	90° elbow, 16 ORBM - 1" hose barb, hydraulic fitting	1
24	6005-0244	Hydraulic hose, .75" x 72" - 4000 psi	1
25	6005-1049	Suction hose	1
26	6005-0102	Union, 12 JICM, hydraulic fitting	2
27	1027-0157	Hose clamp	6
28	6030-0507	Hold down channel	3
29	6005-1427	Hydraulic hose, .63" x 84" - 2750 psi	2
30	6005-0189	Straight connector, 10 JICM - 10 ORBM, hydraulic fitting	2
31	6005-0766	Hydraulic hose, .75" x 48" - 3000 psi	1
32	6005-1155	45° elbow, 12 JICM - 12 JICF, hydraulic fitting	1
33	6005-0058	90° elbow, 24 ORBM - 1.5" barb, hydraulic fitting	1
34	6005-0278	Plug	1

F

STACK VALVE



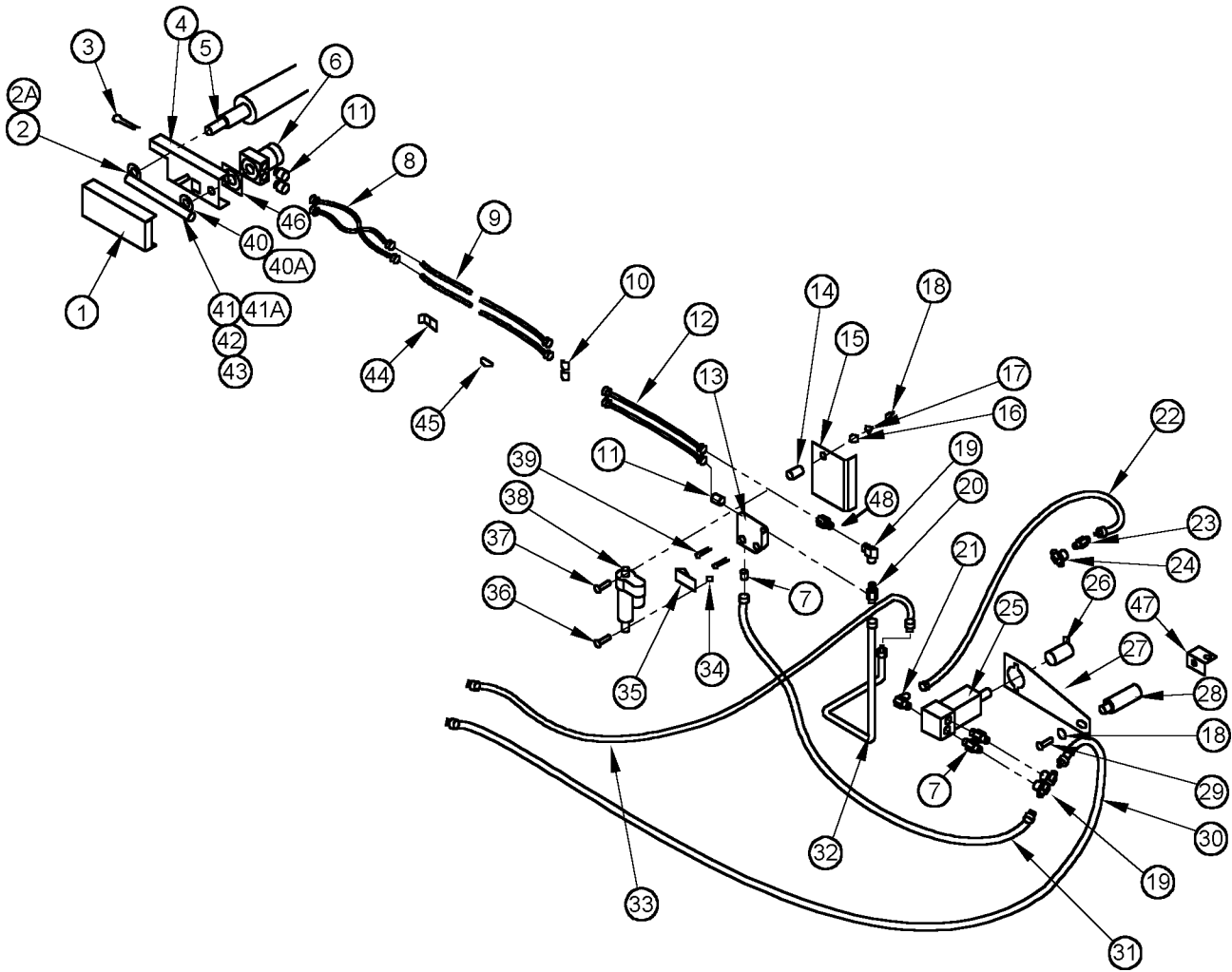
F

STACK VALVE

KEY	P/N	DESCRIPTION	USED
1	6030-0510	Valve shield	1
2	6005-1430	Valve section, unloading inlet	1
3	6005-1539	Valve section w/load lock (1996 - 2001)	1
3A	6005-2160	Valve section w/load lock (2002)	1
4	6005-1428	Valve section, standard spool	1
5	6005-1429	Valve section, motor spool, end	1
6	6003-0509	Mounting bracket	2
7	6005-1431	Tie rod kit, 3-spool	1
8	6005-1437	Seal kit	7
9	6005-1438	Cartridge, solenoid valve - N.C.	6
10	6005-0666	Coil solenoid	7
11	6005-1436	O-ring, end cap	6
12	6005-1255	Spring	6
13	6005-0192	Straight, 8 ORB male - 10 JIC male, hydraulic fitting	6
14	6005-1433	Steel shim, between sections	9
15	6005-1434	O-ring, between sections	9
16	6005-1439	Cartridge, solenoid valve - N.O.	1
17	6005-1435	O-ring, inlet spool chamber	1
18	6005-1432	O-ring, relief	1
19	6005-0189	Straight, 10 JIC male - 10 ORB male, hydraulic fitting	2
20	6005-1440	O-ring, hex plug	1

F

CONVEYOR/ELEVATOR DRIVE



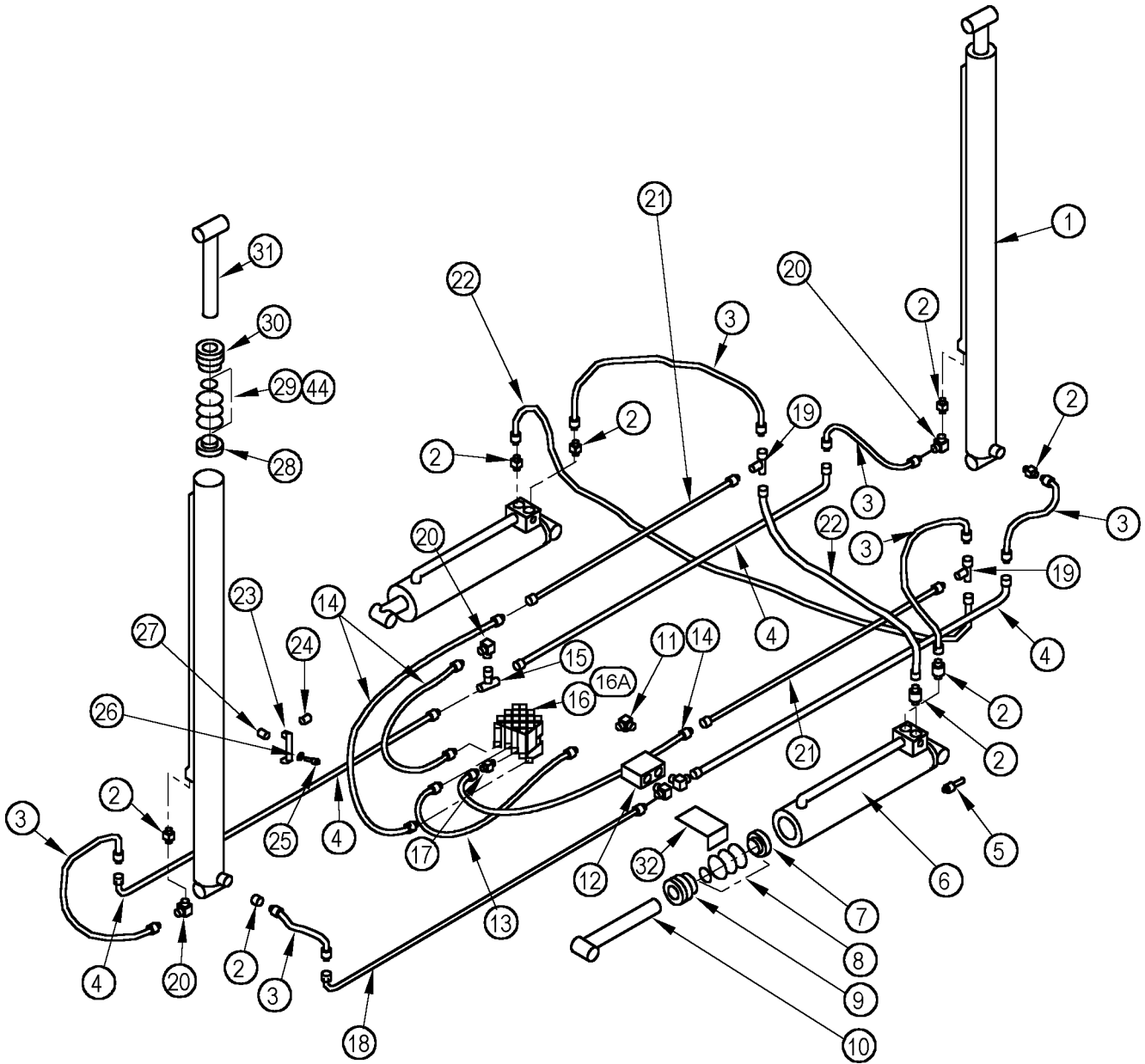
F

CONVEYOR/ELEVATOR DRIVE

KEY	P/N	DESCRIPTION	USED
1	6020-1185	Elevator drive shield	1
2	1019-0073	Sprocket, RC50 - 13T 1.25" bore (1996)	1
2A	1019-0369	Sprocket, RC50 -15T 1" bore (1998 - 2002)	1
3	0002-0270	Set screw, 1/2" - 13 x 4" square head	1
4	6020-0971	Elevator motor mount (adjustable)	1
5	6020-0372	Drive roller, 4-1/4" diameter	1
6	6010-0076	Hydraulic motor, 5.9 CI	1
7	6005-0189	Straight, 10 JICM - 10 ORBM, hydraulic fitting	3
8	6005-0811	Hydraulic hose, .5" x 25.5" - 3500 psi	2
9	6005-1254	Hydraulic tube	2
10	6005-0419	Tube union, hydraulic fitting	2
11	6005-0781	45° swivel elbow, 10 JICM - 10 ORBM, hydraulic fitting	3
12	6005-0788	Hydraulic hose, .5" x 22" - 3000 psi	2
13	6005-0309	Flow control	1
14	6001-1320	Pivot shaft	1
15	6001-1045	Mounting plate	1
16	0002-0391	Bolt, 1/2" - 20 x 1" hex head	1
17	0002-0336	Washer, 1/2" split lock	1
18	0002-0263	Flat washer, 1/2"	2
19	6005-0193	Elbow 90°, 10 JICM - 10 JICF, hydraulic fitting	3
20	6005-0827	Tee, 10 JICM - 10 JICM - 10 ORBM, hydraulic fitting	1
21	6005-0272	Elbow 90°, 4 JICM - 4 ORBM, hydraulic fitting	1
22	7005-0222	Hydraulic hose, 1/4" x 36" - 3000 psi	1
23	6005-0555	Hydraulic fitting	1
24	6005-0423	Tee, 10 JICM - 10 JICM - 10 JICM, hydraulic fitting	1
25	6030-0089	Hydraulic motor, 14.7 CI	1
26	6030-0088	Coupler, 1-1/4" I.D. x 1-3/4" I.D.	1
27	6020-0220	Plate, torque arm	1
28	6020-0217	Pin, torque arm	1
29	0002-0128	Bolt, 1/2" - 13 x 1" hex head	1
30	7005-0444	Hydraulic hose, .5" x .59" - 3500 psi	1
31	6005-0754	Hydraulic hose, .5" x 36" - 4000 psi	1
32	6005-1329	Hydraulic tube	1
33	7005-0443	Hydraulic hose, .5" x 87" - 3500 psi	1
34	0002-0246	Nut, 1/4" - 20 serrated flange	6
35	6001-1047	Arm, flow control	1
36	0002-0076	Bolt, 1/4" - 20 x 1-1/2" hex head	1
37	0002-0078	Bolt, 1/4" - 20 x 2" hex head	2
38	6010-0430	Actuator, linear	1
39	0002-0472	Bolt, 1/4" - 20 x 2-1/2" hex head	2
40	1019-0088	Sprocket, RC50 13T, 1" bore (1996)	1
40A	1019-0607	Sprocket, RC60 -15T, 1" bore (1998 - 2002)	1
41	1019-0150	Roller chain, RC 50 x 44	1
41A	1019-0608	Roller chain, RC 60 x 40	1
42	1021-0041	Connector link, RC50	1
43	1019-0136	Half link, RC50	1
44	1009-0249	Clamp	2
45	6001-0802	Grommet	4
46	6020-0973	Spacer, elevator motor	1
47	6030-1162	Torque arm bracket	1
48	7005-0432	Check valve	1

F

DUMP BOX CYLINDERS



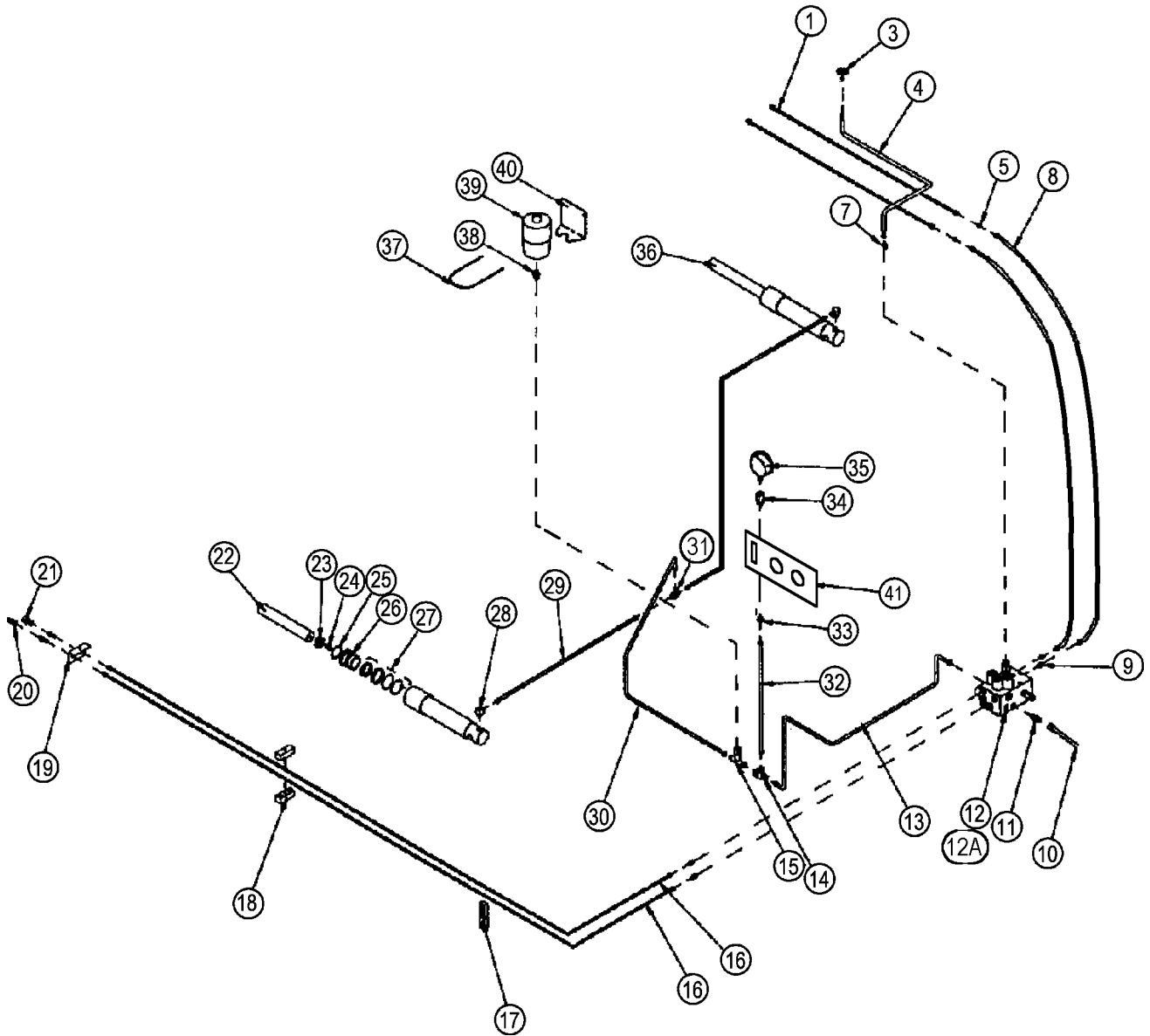
F

DUMP BOX CYLINDERS

KEY	P/N	DESCRIPTION	USED
1	6030-0171	Hydraulic cylinder, 3.5" x 60"	2
2	6005-0189	Straight, 10 JICM - 10 ORBM, hydraulic fitting	8
3	6005-0811	Hydraulic hose, 1/2" x 24-1/2" - 3500 psi	6
4	6005-0809	Hydraulic tube, dump box	3
5	6005-1273	Check valve	2
6	6005-1278	Hydraulic cylinder, 5" x 20"	2
7	6005-1112	Piston	AR
8	6005-0946	Seal kit for 6005-1278	AR
9	6005-1113	Gland	AR
10	6005-1110	Piston	AR
11	6005-0076	Elbow 90°, 10 JICM - 12 ORBM, hydraulic fitting	3
12	6005-1632	Flow divider	1
13	6005-1427	Hydraulic hose, .63" x 84" - 2750 psi	1
14	7005-0390	Hydraulic hose, .50" x 87" - 3500 psi	3
15	6005-0815	Tee, 10 JICM - 10 JICM - 10 JICF, hydraulic fitting	1
16	6005-1570	Stack valve w/load lock section (1996)	1
16A	6005-2159	Stack valve (1998 - 2002)	1
17	6005-0192	Straight, 8 JICM - 8 ORBM, hydraulic fitting	4
18	6005-1652	Hydraulic tube, flow divider	1
19	6005-0191	Tee, 10 JICM - 10 JICM - 10 JICF, hydraulic fitting	2
20	6005-0193	Elbow 90°, 10 JICM - 10 JICF, hydraulic fitting	3
21	6005-0808	Hydraulic tube, dump box	2
22	6005-0828	Hydraulic hose, .50" x 72" - 2500 psi	2
23	6002-0095	Clamp, hydraulic tube	6
24	6001-0670	Grommet	12
25	0002-0101	Bolt, 3/8" - 16 x 1-1/2" hex head	6
26	0002-0261	Washer, 3/8" split lock	6
27	7001-0391	Spacer	6
28	6005-1103	Piston for 6030-0171	AR
29	6005-0947	Seal kit for 6030-0171	AR
30	6005-1104	Gland	AR
31	6005-1101	Rod assembly	AR
32	6030-1130	Mount flow divider, tube mounted	1
32A	6030-1140	Mount flow divider, block mounted (not shown)	1

F

HEADER CONTROL



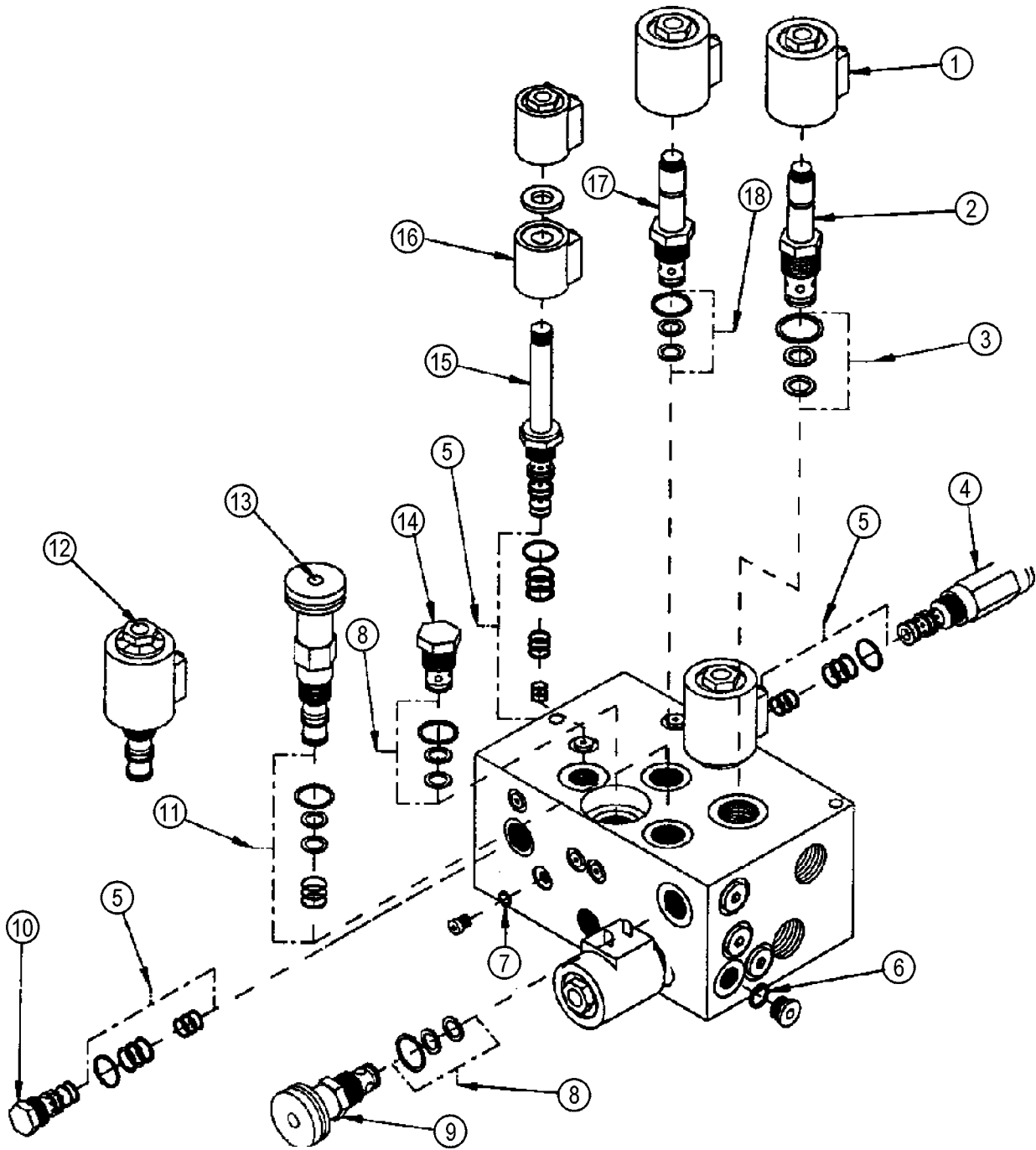
F

HEADER CONTROL

KEY	P/N	DESCRIPTION	USED
1	6005-1622	Hydraulic tube	2
3	6001-1413	Control, knob	1
4	6001-1411	Cable, adjustment	1
5	6005-0498	Straight, 6 JIC male - 6 JIC male, hydraulic fitting	2
7	6001-1403	Coupler	1
8	7005-0387	Hydraulic hose, 1/4" x 86" - 2750 psi	2
9	6005-0047	Straight, 6 JIC male - 6 ORB male, hydraulic fitting	4
10	6005-0872	Hydraulic hose, case drain to hydraulic tank	1
11	6005-0048	Straight, 8 JICM - 8 ORBM, hydraulic fitting	1
12	6005-1655	Manifold assembly, header float (electrical control) w/2nd pilot check (1996)	1
12A	6005-2158	Block float w/pak connector (1998 - 2002)	1
13	6005-1472	Hydraulic tube	1
14	6005-0061	Tee hydraulic fitting	1
15	6005-0060	Tee swivel, 8 JICM - 8 JICM - 8 JICF, hydraulic fitting	1
16	6005-1955	Hydraulic hose - corn puller option	1
17	1027-0164	Clamp - corn puller option	2
18	1027-0165	Clamp - corn puller option	4
19	6030-0631	Bulkhead - corn puller option	1
20	6005-1456	Coupler, quick disconnect #6 male - corn puller option	1
21	6005-1457	Coupler, quick disconnect #6 female - corn puller option	1
22	6005-0527	Cylinder tube	AR
23	6005-0528	Piston	AR
24	6005-0529	Cap screw	AR
25	6005-1100	Bushing, packing nut	AR
26	6005-1098	Packing nut	AR
27	6005-1099	Hydraulic cylinder overhaul kit	AR
28	6005-0062	Elbow 90°, 8 JICM - 8 ORBM, hydraulic fitting	2
29	6005-0202	Hydraulic hose, 1/2" x 36" - 3000 psi	2
30	6005-0939	Hydraulic tube	1
31	6005-0044	Tee, 8 JICM - 8 JICM - 8 JICM, hydraulic fitting	1
32	6005-1364	Hydraulic hose, 1/2" x 138" - 3000 psi	1
33	6005-0197	Straight, 10 JICM - 8 JICM, hydraulic fitting	1
34	6005-1353	Straight, 8 NPTF - 10 JICM, hydraulic fitting	1
35	6005-1360	Pressure gauge	1
36	6005-1062	Header cylinder	2
37	6001-0293	U-bolt	1
38	6005-1658	Straight, 8 JICM - 12 ORBM, hydraulic fitting	AR
	6005-1065	Straight, 8 JICM - 12 MNPT, hydraulic fitting	AR
39	6005-1607	Hydraulic accumulator	1
	6005-1608	Repair kit	AR
40	6020-0995	Bracket	1
41	6001-1397	Gauge bracket	1

F

HEADER CONTROL VALVE



F

HEADER CONTROL VALVE

KEY	P/N	DESCRIPTION	USED
	6005-1655	Manifold assembly, header float (electrical control) w/2nd pilot check (1996)	1
	6005-2158	Block float w/pak connector (1998 - 2002)	1
1	6005-1396	Solenoid coil	4
2	6005-1513	Hydraulic cartridge, solenoid valve	1
3	6005-1514	Seal kit	1
4	6005-1385	Hydraulic cartridge, pressure reducing	1
5	6005-1399	Seal kit	3
6	6005-0326	O-ring for #6 SAE plug	4
7	6005-0482	O-ring for #2 SAE plug	12
8	6005-1401	Seal kit	2
9	6005-1389	Hydraulic cartridge, needle valve	1
10	6005-1384	Hydraulic cartridge, check pilot to open	1
11	6005-1400	Seal kit	1
12	6005-1609	Hydraulic cartridge, electrical control	1
13	6005-1494	Hydraulic cartridge, reducing/relieving (manual control)	1
14	6005-1388	Hydraulic cartridge, check valve	1
15	6005-1393	Hydraulic cartridge, solenoid valve	1
16	6005-0666	Solenoid coil	2
17	6005-1395	Hydraulic cartridge, solenoid valve	3
18	6005-1402	Seal kit	3

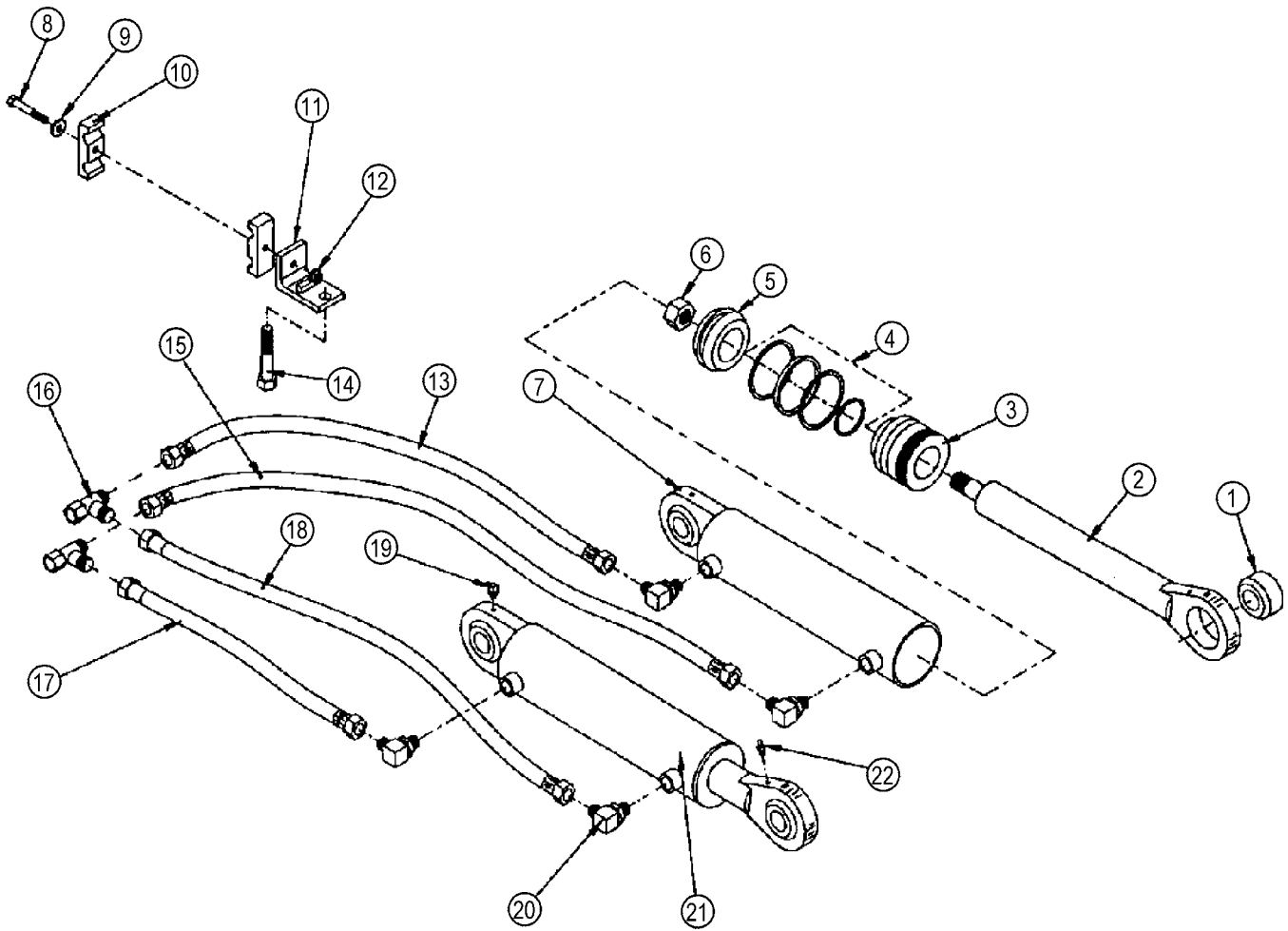
F

STEERING CONTROL

KEY	P/N	DESCRIPTION	USED
1	6007-0127	Steering column adapter	1
2	0002-0779	Capscrew, 12 pt. 3/8" - 16 x 1"	4
3	6005-1820	Steering orbitrol	1
4	6005-0192	Straight, 10 JIC male - 8 ORB male, hydraulic fitting	2
5	6005-0810	Hydraulic hose, 1/2" x 42" - 2500 psi	4
6	6005-0198	Bulkhead, 10 JICM - 10 JICM, hydraulic fitting	6
7	6005-1626	Hydraulic tube to steering cylinders	1
8	6005-1627	Hydraulic tube to steering cylinders	1
9	6005-1624	Hydraulic tube, steering pressure	1
10	6005-1625	Hydraulic tube, steering return	1
11	6005-0419	Union, 10 JIC, hydraulic fitting	4
12	6005-0458	Straight, 10 JICM - 12 ORBM, hydraulic fitting	2
13	6005-1466	Manifold assembly, header float (cable)	1
	6005-1655	Manifold assembly, header float (electrical) (1996, not shown)	1
	6005-2158	Block float w/pak connector (1998 - 2002, not shown)	1
14	1027-0154	Clamp, hydraulic tubes	2
15	0002-0118	Bolt, 3/8" - 16 x 3" hex head	8
16	0002-0002	Flat washer, 3/8"	8
17	1027-0155	Clamp, hydraulic tube	2
18	0002-0248	Nut, 3/8" serrated flange	8

F

STEERING CYLINDERS



F

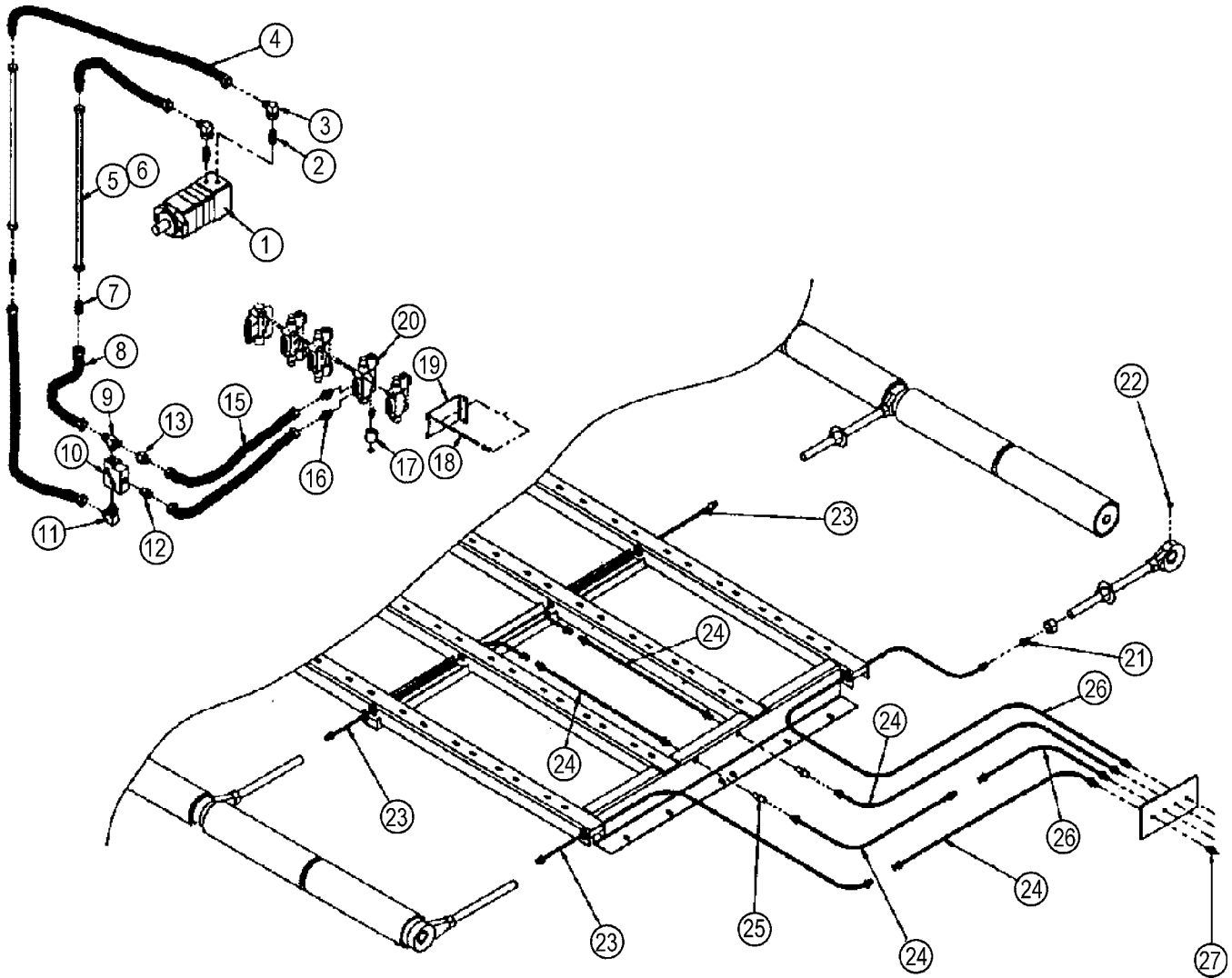
STEERING CYLINDERS

KEY	P/N	DESCRIPTION	USED
1	6005-0473	Spherical 1-1/4" I.D. insert	2
2	6005-1403	Cylinder shaft	AR
3	6005-1406	Gland packing	AR
4	6005-1409	Steering cylinder seal kit	AR
5	6005-1405	Piston	AR
6	6005-1407	Locknut	AR
7	6005-1404	Cylinder barrel	AR
8	0002-0116	Bolt, 3/8" - 16 x 2-1/2" hex head	1
9	0002-0002	Flat washer, 3/8"	1
10	1027-0097	Clamp, tube	2
11	6020-0731	Mounting angle clamp	1
12	0002-0248	Nut, 3/8" - 16 serrated flange	1
13	7005-0353	Hydraulic hose, 1/2" x 72" - 3000 psi	1
14	0002-0177	Bolt, 5/8" - 11 x 3-1/4" hex head	1
15	6005-1214	Hydraulic hose, 1/2" x 84" - 2500 psi	1
16	6005-0061	Tee, 8 JICF - 8 JICM - 8 JICM, hydraulic fitting	2
17	6005-0235	Hydraulic hose, 1/2" x 24" - 3000 psi	1
18	6005-0202	Hydraulic hose, 1/2" x 36" - 3000 psi	1
19	1015-0145	Grease zirk, 90°, 1/8" NPT	2
20	6005-0062	Elbow 90°, 8 JICM - 8 ORBM, hydraulic fitting	4
21	6020-0712	Steering cylinder, 4 x 12"	2
22	1015-0027	Grease zirk, 1/8" NPT	2

F

DUMP BOX CONVEYOR HYDRAULICS & GREASE LINES

F



DUMP BOX CONVEYOR HYDRAULICS & GREASE LINES

KEY	P/N	DESCRIPTION	USED
1	6005-1574	Hydraulic motor, dump box conveyor	1
2	6005-0189	Straight connector, #10, hydraulic fitting	2
3	6005-0193	Elbow 90°, #10, hydraulic fitting	2
4	7005-0032	Hydraulic hose, upper #10	2
5	6005-1507	Hydraulic tube, Big Jack bedstead	2
6	6005-0977	Hydraulic tube, Super Jack bedstead	2
7	6005-0419	Straight connector, #10, hydraulic fitting	2
8	6005-0810	Hydraulic hose, middle #10	2
9	6005-0827	Tee, #10, hydraulic fitting	1
10	6005-0309	Hydraulic valve, flow control	1
11	6005-0073	Elbow 90°, #10, hydraulic fitting	1
12	6005-0052	Straight connector, #10 to #8, hydraulic fitting	1
13	6005-0197	Reducer, #10 to #8, hydraulic fitting	1
15	6005-1364	Hydraulic hose to stack valve (Super Jack)	2
16	6005-0048	Straight connector, #8, hydraulic fitting	2
17	6005-1572	Hydraulic stack valve section	1
18	6005-1573	Stack valve tie rod kit	1
19	6005-1573	Stack valve tie rod kit	1
20	6005-1572	Hydraulic stack valve section	1
21	1013-0294	Hex bush fitting, .25 x .125	8
22	1013-0027	Plug fitting, .125 hex socket,	8
23	1013-0393	Grease hose, .187 - 3000 x 36 long	6
24	1013-0392	Grease hose, .187 - 3000 x 24 long	10
25	1013-0407	Coupling, .25 x .125, fitting	20
26	1013-0391	Grease hose, .187 - 3000 x 18 long	4
27	1015-0027	Grease fitting, .125 straight	8

F

NUMERICAL PARTS INDEX

NUMERICAL PARTS LIST

<i>P/N</i>	<i>Page</i>	<i>P/N</i>	<i>Page</i>	<i>P/N</i>	<i>Page</i>	<i>P/N</i>	<i>Page</i>
-0-		1018-0038	E3	1040-0075	C29, F3	1040-0765	C9
0001-0024	F3	1018-0041	E3	1040-0076	C29	1040-0766	C9
0001-0125	B17, B19	1019-0073	B3, F29	1040-0114	C25	1040-0767	C9
0002-0045	B9	1019-0088	B3, F29	1040-0180	C31	1040-0769	C29
0002-0268	B13	1019-0150	F29	1040-0227	C21	1040-0770	C29
0002-0280	B7	1019-0230	B39	1040-0307	E7	1040-0787	C17
0002-0756	C9, E7	1019-0369	B3, F29	1040-0317	C29	1040-0788	C17
0002-0773	C5	1019-0401	D13	1040-0318	C27	1040-0795	C17
0002-0776	C7	1019-0407	B39	1040-0429	B11, B25	1040-0799	C21
0002-0779	C7	1019-0428	E3	1040-0431	C19	1040-0800	C21, C31
-1-		1019-0483	C3	1040-0434	C19	1040-0801	B33
1006-0030	B17, B19	1019-0496	B35	1040-0450	C25	1040-0802	C23
1006-0096	B17, B19	1019-0525	B3	1040-0455	C31	1040-0803	C23
1006-0175	B35	1019-0550	B3	1040-0464	C19	1040-0805	D15
1008-0014	B17	1019-0557	E3	1040-0466	C19, C21	1040-0806	D15
1013-0001	D5	1019-0577	B39	1040-0467	C19	1040-0808	D15
1013-0129	E3	1019-0607	B3, F29	1040-0468	C21	1040-0809	D15
1013-0268	F3	1019-0608	B3, F29	1040-0540	C31	1040-0816	C29
1013-0311	D11	1021-0163	B21	1040-0569	C19	1040-0817	C17
1013-0315	D3, D5	1021-0177	B25	1040-0572	C21	1040-0818	C17
1013-0350	B5, B17, B19, B25	1021-0179	B21	1040-0573	C21	1040-0819	C17
1013-0391	F41	1021-0181	B35	1040-0574	C21	1040-0820	C15
1013-0392	B17, B19, B25, F41	1021-0183	B35	1040-0575	C21	1040-0855	C19, C21
1013-0393	B11, B17, B19, B25, F41	1021-0185	B35	1040-0576	C21	1040-0863	C21
1013-0396	D3	1021-0196	C5	1040-0577	C31	1040-0864	C29
1013-0418	D13	1021-0197	C5	1040-0579	C21, C31	1040-0871	C17
1013-0420	D13	1021-0199	B3	1040-0603	C19, C21	1040-0877	C31
1013-0428	E3	1021-0200	B3	1040-0605	C21	1040-0878	C17
1013-0437	D11	1021-0220	B25	1040-0606	C21	1040-0879	C17
1014-0248	B25	1021-0378	B13	1040-0607	C21	1040-0895	C21
1015-0025	B17	1021-0379	B15	1040-0608	C21	1040-0904	C21
1015-0027	B9, C3, F39	1021-0382	B25	1040-0615	C19	1040-0909	C29
1015-0100	B3, B17, B19	1021-0383	B25, B37	1040-0618	C21	1040-0911	C29
1015-0117	B39	1022-0019	B17	1040-0619	C19, C21	1040-0917	C27, C29
1015-0138	B3, B25	1025-0004	B33	1040-0620	C17	1040-0952	C23
1015-0143	B3, B25	1025-0013	E3	1040-0629	C19	1040-0956	C25
1015-0145	F39	1025-0016	E3	1040-0630	C19	1040-0959	C25
1015-0147	B7	1027-0018	B13	1040-0660	C19, C21	1040-0972	C17
1015-0150	B3	1027-0069	B21	1040-0662	C19	1040-0973	C17
1015-0152	B3, B13	1027-0070	B21	1040-0663	C19	1040-0978	C25
1015-0153	B3, B35	1027-0089	B33, C15	1040-0678	C19	1040-0979	C25
1015-0155	B3	1027-0090	C5	1040-0678	C19	1040-0980	C27
1015-0234	C5	1027-0091	C5	1040-0703	C21	1040-1001	C17
1015-0235	C5	1027-0099	C5	1040-0705	C31	1040-1011	C19, C21
1015-0236	C5	1027-0098	B31	1040-0706	C21, C31	1040-1016	C17
1015-0239	D13	1027-0204	B5	1040-0708	C21	1040-1018	D15
1015-0240	D13	1040-0007	C25	1040-0722	C27	1040-1029	C25
		1040-0010	C27	1040-0736	C29	1040-1030	C25
		1040-0050	C31	1040-0739	C27	1040-1031	C25
		1040-0052	C31	1040-0746	C19	1040-1044	C31
		1040-0054	C21	1040-0748	C21	1040-1045	C31
		1040-0055	F3	1040-0749	C21	1040-1072	C21
		1040-0057	C21	1040-0750	C21	1040-1073	C21
		1040-0058	C21	1040-0764	C9		

NUMERICAL PARTS LIST

(continued)

<i>P/N</i>	<i>Page</i>	<i>P/N</i>	<i>Page</i>	<i>P/N</i>	<i>Page</i>	<i>P/N</i>	<i>Page</i>
1040-1097	C19	47674	E5, F13,	6001-0334	B5	6001-1372	D13
1040-1100	C25		F19	6001-0335	B5	6001-1376	B29
1040-1103	C17	47694	F23	6001-0336	B7	6001-1379	B13
1040-1104	C17	47695	F21	6001-0339	B7	6001-1387	D13
1040-1106	C25	47707	F13, F19	6001-0344	B7	6001-1397	F33
1040-1109	C19	47731	F13	6001-0345	B5	6001-1411	F33
1040-1110	C21	47747	F21	6001-0350	F11	6001-1413	F33
1040-1111	C19	47748	F13	6001-0351	C3	6001-1419	E3
1040-1126	C19	47750	F23	6001-0354	E7	6001-1468	C31, D5
1040-1127	C23	47751	F23	6001-0356	E3	6001-1478	B5
1040-1140	C19	47752	F23	6001-0362	F3	6001-1487	B9
1040-1141	C23	47753	F19	6001-0390	F7, F11	6002-0039	B31
1040-1142	C19	47754	F19	6001-0508	B7	6002-0108	B31
1040-1143	C17	47755	F21	6001-0515	E3	6002-0121	B9
1040-1144	C17	47756	F19	6001-0529	F3	6002-0145	B29
1040-1145	C29	48243	F13	6001-0532	C29, F3	6002-0150	B27
1040-1151	C23	-5-		6001-0539	F3	6002-0154	B11
1040-1154	C23	51161	D13	6001-0586	E7	6002-0155	B11
1040-1155	C23	51335	E3	6001-0588	E3, E11	6002-0159	E3
1040-1166	C25	52529	B17, B19	6001-0598	D5	6002-0168	B35
1040-1168	C23	5500-0001	D11	6001-0602	D3	6002-0169	B35
1040-1177	C25	5500-0005	D13, E3	6001-0607	F3	6002-0170	B35
1040-1189	C25	5500-0007	E7	6001-0625	D17	6002-0171	B35
1040-1203	C25	5500-0025	D17	6001-0635	F3	6002-0172	B35
1040-1206	C25	5500-0028	B3	6001-0642	E3	6002-0174	B35
1040-1207	C25	5500-0142	C17	6001-0658	D9, D11	6002-0175	B35
1040-1208	C25	5500-0194	D15	6001-0670	F31	6002-0177	B35
1040-1209	C25	5500-0199	D15	6001-0675	E7	6002-0180	B35
1040-1372	C31	5500-0221	E3	6001-0687	D17	6002-0181	B35
1040-1373	C31	55088	C15	6001-0688	F3	6002-0191	B35
13134	B5	55172	E5	6001-0691	B29	6002-0192	B35
13278	C15	55173	E5	6001-0693	B29	6002-0194	B35
-2-		55202	E3, F19	6001-0706	B29	6002-0195	B35
2010-0173	C17	55210	E7	6001-0707	B29	6002-0196	B35
210906	B25	55217	E3	6001-0712	B29	6002-0198	B35
210907	B25	55232	E3	6001-0750	E3	6002-0217	B35
-3-		55251	E3	6001-0768	C3	6002-0218	D3
3000-0200	B31	55254	E7	6001-0770	B11, B15	6002-0223	B35
3000-0284	C9	55773	B13	6001-0802	F29	6002-0236	B35
3000-0285	C9	55775	B5	6001-0959	C31	6002-0237	B35
3000-0287	B31	55778	B25	6001-0962	B7	6002-0239	B35
3000-0318	C3	55789	E3	6001-0963	B7	6002-0240	B35
3000-0319	C3	-6-		6001-0970	D13	6002-0247	B35
3000-0336	C17	6000-0064	F3	6001-0986	D13	6002-0249	B35
3000-0338	C17	6000-0217	F3	6001-1035	C3	6003-0028	B21
3000-0372	C15	6001-0028	F3	6001-1045	F29	6003-0082	B17, B19
3000-0373	C15	6001-0052	D5	6001-1047	F29	6003-0147	B17, B19
311578	C13	6001-0092	F3	6001-1247	D11	6003-0172	B21
311579	C13	6001-0217	C29	6001-1293	F3	6003-0173	B21
37202	F23	6001-0303	E3	6001-1319	E3	6003-0199	B5, B25
-4-		6001-0307	E3	6001-1320	F29	6003-0212	B25
43946	F23	6001-0308	E3	6001-1363	F3	6003-0213	B25
44349	F23	6001-0327	B33	6001-1365	D13	6003-0220	B25



NUMERICAL PARTS LIST

(continued)

<i>P/N</i>	<i>Page</i>	<i>P/N</i>	<i>Page</i>	<i>P/N</i>	<i>Page</i>	<i>P/N</i>	<i>Page</i>
6003-0237	B17	6005-0383	C29	6005-1156	B11	6005-1490	F15
6003-0244	B17, B23	6005-0384	C29	6005-1157	B11	6005-1494	F35
6003-0275	B17, B19	6005-0386	F11	6005-1176	E9	6005-1498	D11
6003-0276	B17, B19	6005-0387	F7, F9	6005-1177	E9	6005-1499	D11
6003-0277	B17, B19	6005-0391	F9	6005-1178	E9	6005-1504	F25
6003-0335	B21	6005-0428	F3	6005-1180	E9	6005-1507	F41
6003-0341	B21, C27	6005-0473	F39	6005-1181	E9	6005-1513	F35
6003-0389	C27, D5	6005-0527	F33	6005-1183	E9	6005-1539	F27
6003-0445	F17	6005-0528	F33	6005-1207	F31	6005-1570	F31
6003-0448	F9, F17	6005-0575	D7, F25	6005-1214	F39	6005-1572	F41
6003-0449	F9, F17	6005-0666	F27, F35	6005-1217	F9	6005-1573	F41
6003-0502	F9	6005-0690	F3	6005-1221	C29	6005-1574	F41
6003-0506	F9	6005-0754	F15, F29	6005-1224	E7	6005-1601	F9
6003-0509	F27	6005-0766	F5, F25	6005-1243	C5	6005-1603	F11
6003-0543	B21	6005-0788	F29	6005-1246	F25	6005-1607	F33
6003-0546	B27	6005-0808	F31	6005-1247	F25	6005-1608	F33
6003-0547	C25	6005-0809	F31	6005-1254	F29	6005-1609	F35
6004-0024	B13	6005-0810	F37, F41	6005-1262	F5, F9	6005-1618	F25
6004-0187	B13	6005-0811	D3, F29, F31	6005-1273	F31	6005-1620	F15
6004-0188	B13			6005-1276	F3	6005-1621	F15
6004-0189	B13	6005-0828	F31	6005-1278	F31	6005-1622	F15, F33
6004-0190	B13	6005-0872	F5, F33	6005-1317	F15	6005-1624	F37
6004-0225	B29	6005-0911	D9	6005-1322	D15	6005-1625	F37
6004-0236	B13, B29	6005-0917	E7	6005-1323	D15	6005-1626	F37
6004-0334	B13	6005-0918	E7	6005-1324	D15	6005-1627	F37
6004-0365	B17, F3	6005-0939	F33	6005-1329	F29	6005-1628	F15
6004-0380	B13	6005-0946	F31	6005-1345	F15	6005-1629	F15
6004-1107	B13	6005-0947	F31	6005-1360	F33	6005-1632	F31
6004-1108	B13	6005-0977	F41	6005-1364	F33, F41	6005-1633	F15
6005-0039	E7	6005-1004	F5	6005-1365	F3	6005-1635	F9
6005-0040	F7, F15	6005-1017	F17	6005-1375	E7	6005-1638	F9
6005-0041	F3	6005-1021	E7	6005-1384	F35	6005-1639	F9
6005-0082	F13	6005-1022	E7	6005-1385	F35	6005-1646	D5
6005-0139	D9	6005-1023	E7	6005-1388	F35	6005-1652	F31
6005-0140	D9	6005-1044	F5, F17	6005-1389	F35	6005-1655	F25, F33, F35, F37
6005-0156	F5, F7	6005-1046	F9, F17	6005-1393	F35		
6005-0198	F37	6005-1049	F7, F15, F25	6005-1395	F35	6005-1687	F11, F25
6005-0202	F33, F39			6005-1396	F35	6005-1820	F37
6005-0206	F5, F25	6005-1050	F9, F11	6005-1403	F39	6005-1847	F25
6005-0218	F11, F25	6005-1057	F15, F25	6005-1404	F39	6005-1901	F15
6005-0220	F25	6005-1062	F33	6005-1405	F39	6005-1955	F33
6005-0227	F11	6005-1078	F15	6005-1406	F39	6005-2034	F13
6005-0233	D9	6005-1086	F7	6005-1427	F25, F31	6005-2109	C29
6005-0235	F39	6005-1091	D9	6005-1428	F27	6005-2119	F5, F17
6005-0242	F9, F25	6005-1099	F33	6005-1429	F27	6005-2158	F21, F25, F33, F35, F37
6005-0243	F13	6005-1101	F31	6005-1430	F27		
6005-0245	F7, F9	6005-1103	F31	6005-1431	F27		
6005-0246	F7, F9	6005-1104	F31	6005-1438	F27	6005-2159	F31
6005-0309	F29, F41	6005-1110	F31	6005-1439	F27	6005-2160	F27
6005-0312	F3	6005-1112	F31	6005-1441	F11	6005-2165	E7
6005-0324	F3	6005-1113	F31	6005-1447	F7	6005-2166	E7
6005-0339	F3	6005-1119	E7	6005-1466	F37	6005-2465	F7, F9
6005-0365	F3	6005-1149	D17	6005-1472	F33	6005-2466	F7, F9

NUMERICAL PARTS LIST

(continued)

<i>P/N</i>	<i>Page</i>	<i>P/N</i>	<i>Page</i>	<i>P/N</i>	<i>Page</i>	<i>P/N</i>	<i>Page</i>
6005-2467	E7, F7, F9	6007-0221	D15	6011-0154	B9	6020-0366	B25
6007-0026	C23, C27	6007-0226	E11	6011-0161	B29	6020-0370	B25
6007-0027	E11	6007-0228	E11	6014-0038	B9	6020-0371	B25
6007-0044	D17	6007-0229	E11	6014-0043	B9	6020-0372	B25, F29
6007-0088	C19, D15	6007-0230	E11	6014-0044	B9	6020-0400	D7
6007-0126	C15	6007-0231	E11	6014-0047	B11	6020-0413	D7
6007-0127	C7, F37	6007-0232	E11	6014-0110	B11	6020-0414	D7
6007-0137	C9	6007-0233	E11	6014-0112	B9	6020-0415	D7
6007-0138	D15	6007-0235	E11	6014-0113	B9	6020-0422	D5
6007-0139	C9	6007-0236	E11	6015-0092	D11	6020-0425	D5
6007-0140	C9	6007-0237	E11	6015-0124	D11	6020-0426	D5
6007-0141	C9	6007-0238	E11	6015-0125	D11	6020-0430	D5
6007-0142	C9	6007-0239	E11	6015-0156	D11	6020-0435	C25
6007-0143	C9	6007-0243	E7	6015-0175	B27	6020-0436	D5
6007-0144	C9	6007-0244	E7	6020-0078	B39	6020-0443	C29, D5
6007-0145	C9	6007-0245	E7	6020-0096	B33	6020-0444	D5
6007-0146	C9	6007-0246	E7	6020-0102	B33	6020-0445	D7
6007-0147	C9	6007-0247	E7	6020-0105	B33	6020-0446	D5
6007-0148	C9	6007-0248	E7	6020-0111	B13	6020-0460	D7
6007-0149	C9	6007-0251	E7	6020-0112	B13	6020-0470	B39
6007-0150	C9	6007-0252	E7	6020-0113	B13	6020-0511	B25
6007-0151	C9	6007-0254	D15	6020-0117	B39	6020-0512	B33
6007-0152	C9	6007-0255	C11	6020-0121	B33	6020-0556	B21
6007-0153	C9	6007-0256	C11	6020-0146	B25, B37	6020-0561	D7, D9
6007-0154	C5	6007-0257	C11	6020-0163	F7	6020-0563	B33
6007-0155	C5	6007-0261	D15	6020-0165	F7	6020-0564	B33
6007-0156	C5	6007-0262	D15	6020-0171	E3	6020-0655	B29
6007-0157	C5	6007-0263	D15	6020-0179	B39	6020-0664	B33
6007-0158	C5	6007-0264	D15	6020-0184	C3	6020-0667	B33
6007-0159	C5	6007-0265	D15	6020-0186	C3	6020-0670	B33
6007-0160	C5	6007-0268	B33	6020-0189	C3	6020-0671	F11
6007-0161	C5	6007-0854	B11	6020-0204	C3	6020-0712	F39
6007-0162	C5	6007-0888	C23	6020-0205	C3	6020-0714	B25
6007-0163	C5	6007-0889	C23	6020-0211	F17	6020-0719	E3
6007-0164	C5	6007-0896	B11	6020-0212	F17	6020-0720	E3
6007-0165	C5	6007-0904	B11	6020-0220	F29	6020-0723	E3
6007-0166	C5	6008-0162	F3	6020-0222	B7	6020-0729	D5
6007-0168	C5	6008-0364	B33	6020-0223	B7	6020-0733	B31
6007-0169	C5	6008-0372	B5, B15	6020-0224	B7	6020-0736	B25
6007-0170	C5	6008-0376	B27	6020-0245	B33	6020-0737	B25
6007-0171	C5	6010-0076	F29	6020-0249	D5	6020-0752	E3
6007-0172	C5	6010-0430	C27, C29, D5, F17, F29	6020-0258	B33	6020-0754	C25
6007-0173	C7	6011-0009	B29	6020-0264	B33	6020-0756	C15
6007-0178	C15	6011-0012	B9	6020-0267	B33	6020-0759	C15
6007-0179	C11	6011-0013	B9	6020-0302	D5	6020-0776	C15
6007-0180	C11	6011-0039	B9	6020-0309	B21	6020-0792	D7
6007-0181	C11	6011-0083	B11	6020-0313	B21	6020-0793	D7
6007-0182	C11	6011-0098	B29	6020-0315	B29	6020-0798	D15
6007-0187	E7	6011-0101	B29	6020-0316	B21	6020-0805	E3
6007-0189	E7	6011-0103	B9	6020-0321	B7	6020-0813	C25, D11
6007-0192	C15	6011-0104	B9	6020-0322	B29	6020-0828	D15
6007-0219	D15			6020-0343	B29	6020-0830	D15
				6020-0360	B25	6020-0833	D7

G

NUMERICAL PARTS LIST

(continued)

<i>P/N</i>	<i>Page</i>	<i>P/N</i>	<i>Page</i>	<i>P/N</i>	<i>Page</i>	<i>P/N</i>	<i>Page</i>
6020-0839	E3	6020-1180	E3	6030-0165	B33	6030-0410	B11
6020-0847	E3	6020-1181	E3	6030-0166	B33	6030-0434	B13
6020-0859	D5	6020-1183	E3	6030-0167	B33	6030-0443	B13
6020-0891	C3	6020-1185	F29	6030-0168	B33	6030-0446	B13
6020-0892	C3	6020-1195	B27, E3	6030-0169	B33	6030-0458	B33
6020-0902	D15	6020-1196	B27	6030-0170	B33	6030-0460	E7
6020-0905	D3, D5	6020-1199	B27	6030-0171	F31	6030-0461	B31
6020-0906	D5	6030-0013	B3, B13	6030-0191	B21	6030-0462	B17
6020-0909	E3	6030-0014	B5	6030-0192	B21	6030-0466	B13
6020-0918	B25, B37	6030-0027	B33	6030-0209	B21	6030-0470	B13
6020-0919	B25, B37	6030-0047	B33	6030-0213	B9	6030-0471	F11
6020-0920	D5	6030-0058	B21	6030-0215	B21	6030-0472	B17
6020-0924	E7	6030-0059	B21	6030-0220	B9	6030-0473	B17
6020-0925	E7	6030-0060	B33	6030-0223	B21	6030-0481	C21
6020-0928	D5, D7	6030-0065	B33	6030-0224	B21	6030-0482	C19
6020-0949	B7	6030-0069	B33	6030-0227	B21	6030-0494	B35
6020-0950	B7	6030-0073	B33	6030-0228	B21	6030-0501	B35
6020-0971	F29	6030-0079	B13	6030-0229	B21	6030-0503	B35
6020-0972	B25	6030-0082	B13	6030-0230	B21	6030-0505	B13
6020-0974	B31	6030-0084	B13	6030-0231	B13	6030-0506	B13
6020-0979	D3, D7	6030-0086	B5	6030-0233	E3	6030-0510	F27
6020-0980	D7	6030-0089	F29	6030-0238	B13	6030-0512	B33
6020-0981	D3, D7	6030-0090	E11	6030-0243	B5	6030-0532	B19
6020-0982	B33	6030-0091	E11	6030-0247	B21	6030-0533	B19
6020-0987	C15	6030-0092	E11	6030-0249	B3	6030-0538	B21
6020-0990	B33	6030-0093	E11	6030-0250	B3	6030-0543	B21
6020-0995	F33	6030-0094	E11	6030-0251	B3, B13	6030-0544	B21
6020-1002	B33	6030-0095	E11	6030-0252	B21	6030-0546	B21
6020-1010	D5	6030-0096	B19	6030-0266	B25	6030-0560	B9
6020-1011	D3	6030-0100	B31	6030-0271	B25	6030-0564	B9
6020-1013	D3	6030-0105	B31	6030-0281	D5	6030-0571	C3
6020-1015	D3	6030-0106	B31	6030-0283	B9	6030-0572	C3
6020-1021	D3	6030-0107	B31	6030-0299	D5	6030-0575	C3
6020-1022	D3	6030-0108	B31	6030-0333	F17	6030-0591	D11
6020-1023	D3	6030-0114	B31	6030-0349	C21	6030-0605	D11
6020-1024	D3	6030-0118	B31	6030-0358	C19	6030-0608	D11
6020-1025	D3	6030-0119	B31	6030-0366	B29	6030-0616	D11
6020-1026	D3	6030-0120	B31	6030-0370	D5	6030-0617	B13
6020-1027	D3	6030-0121	B31	6030-0373	B33	6030-0620	D5
6020-1028	D3	6030-0122	B31	6030-0374	B33	6030-0625	B25
6020-1059	B7	6030-0123	B31	6030-0375	B29	6030-0631	F33
6020-1060	B9	6030-0124	B31	6030-0376	C25	6030-0632	F15
6020-1092	D3	6030-0125	B31	6030-0381	B21	6030-0633	F15
6020-1094	D3	6030-0126	B31	6030-0385	B21	6030-0996	D3
6020-1123	D3, D5	6030-0127	B31	6030-0393	B31	6030-1000	B25, B37
6020-1134	C11	6030-0128	B31	6030-0394	B31	6030-1001	B21
6020-1145	D3	6030-0129	B31	6030-0395	B15, B25	6030-1003	B21
6020-1155	D9	6030-0130	B31	6030-0396	B15, B25	6030-1006	B29
6020-1156	D9	6030-0131	B11	6030-0401	B25	6030-1017	D5
6020-1161	D3	6030-0136	B9	6030-0402	B25	6030-1028	B21
6020-1167	B33	6030-0140	B9	6030-0403	B25	6030-1033	C23, C25
6020-1169	D9	6030-0159	B21	6030-0404	B25	6030-1034	D5
6020-1170	D3	6030-0164	B33	6030-0405	B25	6030-1037	D3

NUMERICAL PARTS LIST

(continued)

<i>P/N</i>	<i>Page</i>	<i>P/N</i>	<i>Page</i>	<i>P/N</i>	<i>Page</i>	<i>P/N</i>	<i>Page</i>
6030-1039	D3	6030-1174	B15	7001-0571	B5	7005-0390	F31
6030-1041	D3	6030-1181	B17	7001-0572	B5	7005-0392	F7, F9
6030-1043	D3	6030-1182	E3	7001-0679	D5	7005-0395	F15
6030-1047	D3	6030-1200	B23	7001-0683	D9	7005-0396	F11, F13
6030-1048	D3	6030-1205	B31	7001-0684	D9	7005-0428	F11, F13
6030-1049	D3	6030-1208	B11, B31	7001-0698	D5	7005-0429	F11
6030-1050	D3	6030-1212	E3	7001-0704	D5	7005-0432	F29
6030-1052	D3	6030-1214	E5	7002-0331	D5	7005-0443	F29
6030-1062	B21	6030-1215	F3	7002-0360	D5	7005-0444	F15, F29
6030-1087	B5	6030-1226	B21	7002-0375	C29	7005-0445	F5, F25
6030-1093	B5	6030-1227	B21	7002-0377	D5	7005-0448	F15
6030-1104	B5	6030-1228	B23	7002-0380	D5	7005-0465	C29, F7
6030-1109	B5	6030-1232	B21	7002-0384	D15	7007-0886	E5
6030-1110	B5	6030-1238	B11	7002-0391	D5	70275	C31
6030-1111	B21	6030-1255	E5	7002-0409	D5	70319	C19
6030-1117	D11	6030-1256	E5	7002-0444	D5	70796	C17
6030-1119	D11	6030-1257	E5	7002-0545	D3	70950	C17
6030-1121	D11	6030-1258	E5	7002-0603	D7	71073	C19
6030-1125	D11	6030-1269	B9	7002-0624	D11	71319	C17
6030-1126	D11	6030-1273	B7	7002-0625	D11	71389	C17
6030-1128	D11	6030-1275	B9	7003-0275	B39		-8-
6030-1129	D11	6030-1278	B7	7003-0456	B17, B19	88035	D17
6030-1130	F31	6030-1279	B7	7003-0658	B17, B19		-9-
6030-1140	F31	6030-1284	B33	7005-0032	F41	9002-0019	B17
6030-1142	B37	6050-7372	B37	7005-0035	F7	9002-0020	B17, B19
6030-1144	B37	6050-7373	B37	7005-0036	D7, F3	9002-0027	B17, B19
6030-1145	B37		-7-	7005-0165	F3	9002-0029	B17, B19
6030-1152	B33	7001-0208	D5	7005-0188	F9	9002-0070	B15
6030-1153	B33	7001-0210	D5	7005-0195	C29	9002-0088	B19
6030-1159	B33	7001-0211	D5	7005-0222	F15, F29	91107	C17
6030-1160	B5, B33	7001-0212	D5	7005-0247	F9	92004	B31
6030-1162	F29	7001-0213	D3	7005-0353	F39	92006	B31
6030-1165	B15	7001-0315	C3	7005-0373	F3	92007	B31
6030-1170	B15	7001-0502	C17	7005-0385	E7	92009	B31
6030-1172	B15	7001-0532	C23, C27	7005-0387	F15, F33	92035	C17

